



70072680000248980467

June 30, 2009

RECEIVED
APWU
JUL 06 2009
WESTERN REGION
COORDINATOR

Phoenix Local
To: () Pacific Area Local(s)
() Western Area Local(s)
() So. West Area Local(s)

Omar Gonzalez
Western Region Coordinator
American Postal Workers Union, AFL-CIO
500 Airport Blvd., Suite 450
Burlingame, CA 94010-1940

Withholding Info
 Staffing Issue(s)
 Status Update
 Grievance Administration
 Please review, take action
and reduce issues to writing
 Comments *It appears the
wings impact has been identified*
Omar M. Gonzalez, Coordinator

SUBJECT: Notice of Impacts in Arizona District

Dear Mr. Gonzalez,

This letter is with regard to the workload reductions and FSS implementation in Chandler, Arizona. In order to minimize impact due to the workload reductions and FSS implementation we are authorizing the withholding of twelve (12) residual vacancies at the same or lower level in surrounding installations within 100 miles of the Chandler, Arizona Post Office. These positions include clerk, carrier, mail handler and custodial craft positions.

If you have any questions, please contact Scott Sutton Western Area Labor Relations at 303-313-5449.

Scott Sutton for
Valerie E. Martin
Manager Human Resources
Western Area

Attachments: Impact Report, Radius Map, Seniority List, Supportive Documentation

Cc: Manager Labor Relations Western Area
Manager Programs Delivery Support, Western Area
Manger In-Plant Support Western Area
District Manager Arizona
Manager Human Resources Arizona
Manager Labor Relations Arizona
NALC Region 4
NPMHU Regional Director Oakland

WorkHour Impact Report

Impacted Bid Cluster	CHANDLER POST OFFICE
Installation Address	
Area Name	WESTERN
Impact Type	Reduction Other Than by Attrition
Date of Impact	01/30/2010
Period (Dates) of Review Performed	06/07/2008 thru 06/19/2009
Report Prepared By	Jo Quintana
Report Prepared Date	06/29/2009
Reviewed By	Lawrence James
Phone	(602) 225-5400

WorkHour Impact Report

Casuals

a. Current Number of CLERK Casuals on Rolls	0
b. Current Total Non-OverTime CLERK Casuals Hours per Month	0
c. Planned Reduction in Total Non-OverTime CLERK Casuals Hours per Month	0
d. Number of CLERK Casuals that will have Reduced Hours	0
e. Number of CLERK Casuals that will be Terminated	0
f. Number of CLERK Casuals Remaining After Impact	0
g. Provide Narrative Justifying need for Remaining CLERK Casuals	
No casuals	

Part Time Flexible (PTFs)

a. Current Number of CLERK PTFs on Rolls	4
b. Current Total Non-OverTime CLERK PTFs Hours per Month	432
c. Planned Reduction in Total Non-OverTime CLERK PTFs Hours per Month	-32
d. Number of CLERK PTFs that will have Reduced Hours	2
e. Will there be any CLERK PTFs Excessed from Craft or Installation	NO
If Yes how Many CLERK PTFs	0
f. Provide Narrative Explaining need for Excessing	
No attrition	

Transitional Employees (TEs)

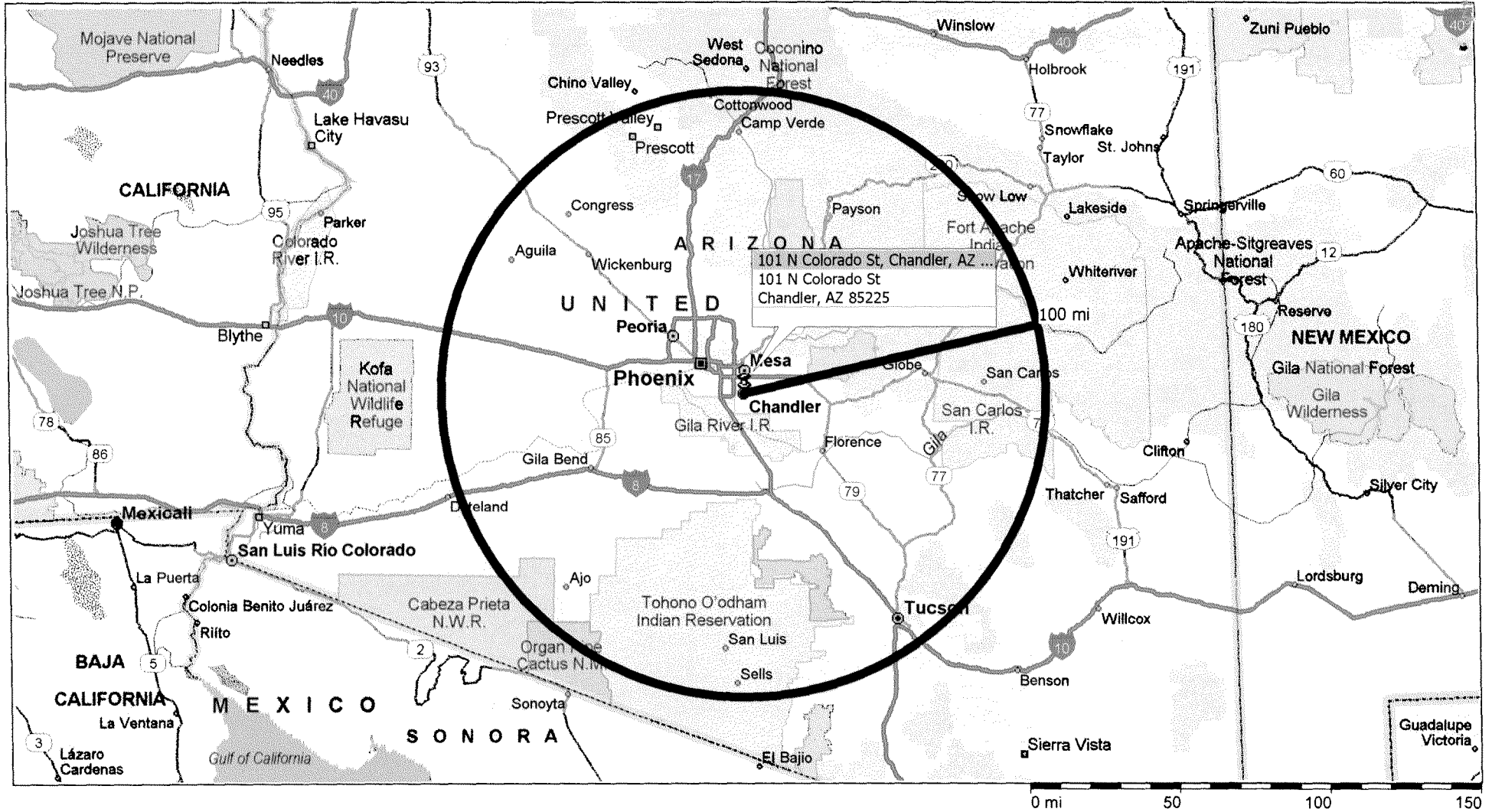
a. Current Number of CLERK TEs on Rolls	0
b. Current Total Non-OverTime CLERK TE Hours per Month	0
c. Planned Reduction in Total Non-OverTime CLERK TE Hours per Month	0
d. Number of CLERK TEs that will have Reduced Hours	0
e. Number of CLERK TEs that will be Terminated	0
f. Number of CLERK TEs Remaining After Impact	0
g. Provide Narrative Justifying need for Remaining CLERK TEs	
N/A	

WorkHour Impact Report-CLERK

Preliminary Summary

a. Total Planned Non-OT Reduction per Month for Regulars and PTRs	-1320
b. Planned Reduction in Total OT Hours per Month	-196
c. Planned Reduction in Casual Non-OT Hours per Month	0
d. Planned Reduction in PTF Non-OT Hours per Month	-32
e. Planned Reduction in TE Non-OT Hours per Month	0
e. Total Planned Non-OT Hours per Month	4960
f. Total FTE Savings	-10

Arizona, United States, North America



CHANDLER POST OFFICE
REQUEST FOR EXTERNAL EXCESSING
CLERK POSITIONS

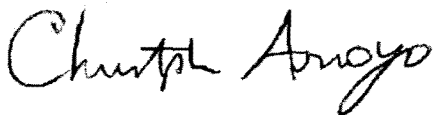
- Chandler Post Office has three separate facilities.

Chandler Main Office – 101 N. Colorado St, Chandler AZ 85225-9998
Andersen Springs Station – 1900 W. Carla Vista Dr, Chandler AZ 85224-9998
Ocotillo Station – 123 W Chandler Heights Rd, Chandler AZ 85248-9998

Item 18 of the Chandler LMOU with the APWU states, "For the purpose of reassignment outside of the installation, the entire installation will be considered one section by craft, regardless of Tour."

- Total projection is that 12 level 6 clerks will be impacted.
- Seniority Roster is attached. (Attachment #1)
- Events impacting the Chandler Clerk Staffing:
 - FFS implementation - Chandler Ocotillo – October 2009
 - Workload reduction – All Chandler Facilities
- Chandler does not have any clerk casuals or dual casuals.
- ATTACHMENTS:
 - #2 – current Flash showing reductions in distribution volume to SPLY
 - #3 – Copy of LMOU with the APWU
 - #4 – Projection of declining mail volume
 - #5 – CSV reports for each office
 - #6 – List of residual vacancies
- Chandler does not have any residual vacancies in the clerk craft.

Respectfully submitted by:



Christopher Arroyo
Chandler Postmaster

5-27-09

Date

CLERK SENIORITY LIST
CHANDLER POST OFFICE
MAY 2009

	FULL NAME	OFFICE	EMP LEVEL	D/A	FUNC	EOD	SEN DATE	SEN #	VET PREF	RET ELIG
1	HALLA ALLAN R.	CHANDLER PO	6	110	4	6/14/1969	3/31/1984	1	Y	12/15/2001
2	CULLEN KRISTY S.	CHANDLER PO	6	110	4	4/28/1984	2/16/1985	1	N	1/5/2014
3	WILLIAMS GEORGE M.	CHA-ANDERSEN SPRINGS	6	110	4	5/25/1985	5/25/1985	1	Y	11/27/2013
4	GEDEK ARNOLD E.	CHANDLER PO	6	110	4	5/25/1985	5/25/1985	2	N	2/19/2010
5	MORRIS LYNN A.	CHA-OCOTILLO STA	6	110	4	11/9/1985	11/9/1985	1	N	7/28/2015
6	VOGEL GLEN A.	CHA-OCOTILLO STA	6	110	4	7/19/1986	7/19/1986	1	N	1/27/2015
7	ADRIANCE DENISE L.	CHANDLER PO	7	110	4	7/19/1986	7/19/1986	2	N	9/3/2014
8	MANGOGNA FREDERICK P.	CHA-ANDERSEN SPRINGS	6	110	4	11/23/1985	9/13/1986	1	Y	1/18/2009
9	FROST ROGER L.	CHA-OCOTILLO STA	7	110	4	1/31/1987	1/31/1987	1	N	4/29/2014
10	THOMAS KAREN D.	CHANDLER PO	6	110	4	2/28/1987	2/28/1987	1	N	12/23/2013
11	STOKES CAROLYN A.	CHANDLER PO	6	110	4	2/28/1987	2/28/1987	2	N	6/23/2001
12	FOSTER CAROLYN A.	CHA-ANDERSEN SPRINGS	6	110	4	7/16/1984	3/14/1987	1	N	11/7/2014
13	WISHART JOHN M.	CHANDLER PO	6	110	4	11/9/1985	8/14/1987	1	N	7/21/2014
14	TAYLOR LESLIE D.	CHA-OCOTILLO STA	6	110	4	11/18/1989	11/18/1989	1	N	7/3/2022
15	PETTIT KATHLEEN A.	CHA-OCOTILLO STA	6	110	4	7/27/1981	5/1/1993	1	N	7/27/2011
16	TRUAX MELVIN	CHA-ANDERSEN SPRINGS	6	110	4	5/7/1988	5/1/1993	3	N	2/18/2017
17	ROSENFELD CHARLES E.	CHA-ANDERSEN SPRINGS	6	110	4	3/16/1985	7/24/1993	1	N	1/25/2015
18	KROHN DENISE M.	CHA-OCOTILLO STA	6	110	4	3/1/1986	7/24/1993	2	N	5/4/2014
19	REH GAIL A.	CHA-ANDERSEN SPRINGS	7	110	4	9/5/1978	4/30/1994	1	N	1/19/2011
20	ESCUSA CATALINA M.	CHA-OCOTILLO STA	6	110	4	7/19/1986	7/9/1994	1	N	1/14/2008
21	SKORZEWSKI THADDEUS S.	CHA-ANDERSEN SPRINGS	6	110	4	5/27/1995	5/27/1995	1	Y	5/27/2005
22	KAPROLET SHARON A.	CHA-ANDERSEN SPRINGS	6	110	4	6/10/1995	6/10/1995	22	N	11/15/2013
23	SANTAGE JAMES A.	CHANDLER PO	6	110	4	6/10/1995	6/10/1995	23	Y	6/10/2003
24	FLORES VICENTE Z.	CHANDLER PO	6	110	4	9/2/1995	9/2/1995	24	Y	9/2/2005
25	HERNANDEZ CARLA D.	CHA-OCOTILLO STA	6	110	4	7/16/1988	9/2/1995	26	N	9/14/2012
26	DEMKO MICHAEL J.	CHA-ANDERSEN SPRINGS	6	110	4	8/26/1978	9/16/1995	1	Y	7/26/2002

CLERK SENIORITY LIST
CHANDLER POST OFFICE
MAY 2009

	FULL NAME	OFFICE	EMP LEVEL	D/A	FUNC	EOD	SEN DATE	SEN #	VET PREF	RET ELIG
27	TALLABAS JESSICA M.	CHA-OCOTILLO STA	6	110	4	9/17/1994	1/18/1997	1	N	6/6/2032
28	GONZALES ROBERT M.	CHA-OCOTILLO STA	6	110	4	8/9/1996	6/21/1997	21	N	4/18/2027
29	ARCHAMBO JAMES P.	CHA-ANDERSEN SPRINGS	6	110	4	8/2/1997	8/2/1997	20	Y	8/1/2008
30	MORGAN DAVID J.	CHANDLER PO	6	110	4	4/29/1995	4/24/1999	11	N	3/20/2028
31	RUDY WILLIAM A.	CHA-ANDERSEN SPRINGS	6	110	4	6/8/1996	4/24/1999	12	Y	10/27/2011
32	LYONS LORI L.	CHA-OCOTILLO STA	6	110	4	4/29/1995	9/25/1999	1	N	6/24/2020
33	MARTE LORI ANN M.	CHANDLER PO	6	110	4	10/25/1997	1/15/2000	1	N	12/12/2018
34	TIPTON LARRY M.	CHA-OCOTILLO STA	6	110	4	8/26/2000	8/26/2000	21	Y	8/26/2010
35	WALLACE MERI E.	CHANDLER PO	6	110	4	4/25/1998	3/20/2004	1	N	12/8/2009
36	MURPHY ROSE M.	CHANDLER PO	6	110	4	5/21/1999	5/29/2004	1	N	8/9/2012
37	SPURLOCK JOHN R.	CHA-OCOTILLO STA	6	110	4	5/15/1989	5/30/2004	1	N	3/13/2018
38	CIAVOLA ROBERT A.	CHA-OCOTILLO STA	6	110	4	12/16/2000	6/26/2004	1	Y	3/5/2011
39	ZEBELL CHRISTINE R.	CHA-OCOTILLO STA	6	110	4	1/22/1983	10/2/2004	1	N	4/28/2010
40	MOHR ELLEN J.	CHA-OCOTILLO STA	6	110	4	7/5/1997	10/2/2004	2	N	11/8/2012
41	LEGATH JON G.	CHA-ANDERSEN SPRINGS	6	110	4	11/22/1997	3/5/2005	1	N	4/29/2016
42	MCFADDEN MARVIN	CHA-ANDERSEN SPRINGS	6	110	4	5/23/1998	3/5/2005	2	Y	3/30/2014
43	HALL MARILEE A.	CHA-ANDERSEN SPRINGS	6	110	4	8/26/2000	3/5/2005	3	N	11/6/2021
44	WHELCHER SUSAN G.	CHA-ANDERSEN SPRINGS	6	110	4	6/16/2001	4/2/2005	21	N	8/8/2015
45	BOONE TAMMY L.	CHA-ANDERSEN SPRINGS	6	110	4	5/21/1984	4/1/2006	1	N	5/28/2015
PTF	NEAU LORI L.	CHANDLER PO	6	410	4	11/22/1997	4/15/2006	1	Y	9/27/2014
PTF	WELLS SUSAN J.	CHA-ANDERSEN SPRINGS	6	410	4	3/29/1986	7/8/2006	1	N	5/15/2012
PTF	GIANAKIS NICKOLAS H.	CHANDLER PO	6	410	4	1/30/1988	7/8/2006	2	N	5/30/2008
PTF	LY KENNY	CHA-OCOTILLO STA	6	410	4	4/1/1995	12/23/2006	1	N	2/28/2024

November 21, 2006 – November 20, 2010

2006

Local Memorandum of Understanding

Between

The


United States Postal Service

Chandler Post Office


And

The American Postal Workers Union, AFL-CIO

Phoenix Metro Area Local



Chris Arroyo, Acting Postmaster



Mary Lou Pavoggi, President

Date: 8/16/07

Date: 8/16/07

ITEM 1
WASH UP TIME

Wash up time shall be provided to employees according to the following rules:

1. Wash up time will not exceed five minutes.
2. Five minute wash up will be provided before lunch and at the end of the workday.

ITEM 2
BASIC WORK WEEK

Full time regular employees in all APWU crafts shall have a fixed five day workweek.

ITEM 3
GUIDELINES FOR THE CURTAILMENT OR
TERMINATION OF POSTAL OPERATIONS

After a thorough review of Local Authority declarations when Postal authorities declare an emergency condition exists which endangers the well being of an employee, they shall take prompt action to alleviate such danger. At such times when an employee is outside the office and management communications, regarding the emergency which may affect his/her well being, can not be given him/her in a timely manner, it is natural for the employee to determine the proper actions to take based upon his mature good judgment; when if such is done, he/she shall communicate with management as soon as possible.

As soon as management ensures the safety of the employees, management will immediately notify the Union President and/or the Chief Steward.

In cases where local authorities/bio-hazard experts have found that bio-chemical agents or infectious diseases (i.e. small pox) has been introduced through the local mail stream, management shall minimize the potential for exposure in accordance with the MI on emergency responses. Additionally, management, upon direction of the local authorities/bio-hazard experts, may evacuate the immediate area until the emergency response team and or law enforcement team can arrive and take control of the incident. Should an area be deemed contaminated by bio-chemical agents by local bio-chemical experts, the entire facility will be evacuated and employees will not be allowed to return until such time as the building has been cleared to enter by local authorities/bio-chemical experts. The Postal Service will have the right to relocate employees to different facilities in order to process the mail.

1. Bomb threats will be addressed as per Publication 159

ITEM 4
FORMULATION OF CHOICE VACATION

Vacation boards will be established by facility, by craft and in maintenance, by occupational group.

The number of career employees on the rolls in the last pay period prior to April 1st and November 1st will determine the number of employees to be allowed off on annual leave. The number of leave slots shall be posted no later than April 1st and November 1st.

A vacation clerk will be established for each office. This vacation clerk will be responsible for maintaining the annual leave board during the year.

A vacation board will be circulated throughout the craft twice during each selection opportunity; 2 times before December 1. The board will be circulated starting with the senior clerk and continue through all members of the craft in order of descending seniority. Each employee will have the chart in their possession for no more than twenty four hours for each selection, during which time the employee will select and record their choice of vacation period. When an employee gets the board the first time, they may select up to a maximum of three weeks in increments of one, two, or three consecutive weeks. After the board has reached the most junior employee, the board will be circulated again in the same descending order. Seniority will determine preference in case of a tie. The total request of prime time circulation will not exceed 15 days.

During the vacation selection period an employee has the right to waive their turn with the board, with the right to reentry through the vacation clerk, based on their seniority, but without the right of preempting any vacation selections made by the other employees during the period they waived the board. In April, the vacation clerk will ask if anyone wants to cancel any of their prime time for the remainder of the year.

After an employee selects their choice of prime time, a Form PS 3971 will be completed in triplicate and submitted to the vacation clerk. The vacation clerk will initial the PS 3971 and return the third copy to the selecting employee and log the selection on the main vacation board and make every reasonable effort to turn the Form PS 3971 over to the scheduling supervisor within 3 working days of the closing of the choice vacation selection period.

When an employee chooses to cancel approved annual leave the cancellation must be submitted to the vacation clerk 7 days prior to the posting of the schedule for the following week, then immediately given to the scheduling supervisor.

ITEM 5
DURATION OF CHOICE VACATION PERIOD

The choice vacation period shall be from January 1 through December 31.

ITEM 6
BEGINNING OF THE EMPLOYEE'S VACATION

Annual leave will be posted and granted in accordance with the basic workweek. For purpose of annual leave, the first day of the workweek will be Monday.

ITEM 7
CHOICE PERIOD OPTIONS

The selection must be in increments of 5, 10, or 15 consecutive working days. The supervisor and vacation steward will have until December 15 to complete and post the choice vacation schedule.

ITEM 8
CONVENTION TIME AND JURY DUTY

Attendance at National or State Conventions will not constitute a prime time annual leave choice for any employee. One slot will be made available for any single week in addition to the prime time annual leave percentages for this purpose. When it is determined that military leave or jury duty falls within an employee's vacation, that employee will be given their option of another vacation; but military leave and jury duty will block out the slots during that period.

ITEM 9
NUMBER OF EMPLOYEES ALLOWED
OFF EACH ANNUAL LEAVE WEEK

The number of employees to be allowed annual leave during the choice vacation periods will be:

13% of the employee complement per section, with a minimum of 1, during the weeks in January through November.

10% of the employee complement per section, with a minimum of 1, during the weeks in December.

For the purpose of choice vacation scheduling and annual leave, a section is identified as follows by facility, craft, and in maintenance by occupational group:

1. Distribution clerks and SSDA's
2. Maintenance

Any new station, sections or crafts will be discussed with the APWU President.

Normal rounding off procedure will prevail; i.e. .5 or above to next full number, under .5 to lower full number.

ITEM 10
LEAVE APPROVAL NOTICES

A copy of the approved PS 3971 will be returned to the employee as the official notice of the leave being granted.

ITEM 11
YEARLY EARNED LEAVE NOTICE

The employer shall no later than November 1st publish on the bulletin board the date earned leave is credited to the employees.

For the duration of the Local Agreement those dates for the remaining years are as follows:

Leave Year	Begins/Earned Leave Credit Date	Ends
2008	January 5, 2008 PP 02-2008	January 2, 2009 PP 01-2009
2009	January 3, 2009 PP 02-2009	January 1, 2010 PP 01-2010
2010	January 2, 2010 PP 02-2010	December 31, 2010 PP 01-2011
2011	January 1, 2011 PP 02-2011	January 13, 2012 PP 03-2012

ITEM 12
ANNUAL LEAVE OTHER THAN
CHOICE VACATION

Remaining annual leave selections after the close of the choice vacation selection will be available to employees on a "first come first served" basis.

A Form PS 3971 received on the same tour of duty, for the same period, will be awarded by seniority.

After prime time is completed, all annual leave requests will be submitted to the vacation board clerk. If no guaranteed time is available on the vacation board, the vacation board clerk will annotate the PS 3971 as "Board Full" and submit the PS 3971 to the scheduling supervisor for consideration to be made within 72 hours. Where no decision has been made, the leave is considered automatically approved.

Employees who wish to cancel pre-approved annual leave must notify Management twelve (12) days in advance of such cancellation of such leave starting. Should the employee fail to do this, approval of such cancellation of leave will be at Management's discretion, unless cancellation is due to an emergency. Should an employee cancel leave, Management and the vacation board clerk shall post immediately and allow another employee to take leave during the same period.

1. All advance commitments of approved leave shall be honored unless in an emergency.
2. Management shall honor the annual leave of any employee reassigned into their installation.

SUBMISSION FOR SHORT TERM ANNUAL LEAVE – ALL CRAFTS

1. Those requests for same day annual leave submitted to your supervisor the first hour of duty will be acted upon no later than one (1) hour before the requested annual is to commence.
2. When less than 8 hours is requested, those hours will be charted in the leave slot and the remaining time will be open to submit for. Example: If 4 hours is requested, 4 hours will be charted and the remaining 4 hours will be open in that slot.
3. The official notification for leave will be the Form 3971, signed by the employee's immediate supervisor, or their designee, either approving or disapproving the requested leave.
4. If Management fails to render a decision within the above time frames, then the leave is considered automatically approved.

ITEM 13
HOLIDAY SCHEDULING

For the purpose of holiday scheduling a section is defined as qualified employees by craft, by station and by tour. The following order shall be followed on holidays for qualified employees by craft, by station and by tour:

1. Volunteers from full time and part time regulars who normally are scheduled to work that day.
2. Volunteers from full time and part time regulars who normally are not scheduled to work that day.
3. **Mandate casuals.**
4. **Mandate PTF's.**
5. **Mandate full time and part time regulars by inverse seniority regardless of whether the day is the employee's scheduled day or non-scheduled day.**

The term "qualified" shall mean those skills necessary in order to be qualified for an assignment under the applicable craft provisions of the current National Agreement. Such skills must have been demonstrated in order to qualify for the assignment.

ITEM 14
OVERTIME DESIRED LIST ADMINISTRATION

For the purpose of posting the Overtime Desired List at the Chandler Office, the posting will be made by section and by craft in each facility as follows:

1. SSSA clerks
2. Distribution clerks
3. Maintenance
4. Custodians

Employees with more than one assignment on their bid position shall be allowed to sign each OTDL on their bid position.

Employees on the OTDL shall be scheduled for overtime on a rotating basis, with the first opportunity of each new quarter assigned to the qualified senior employee.

The term "qualified" shall mean those skills necessary in order to be qualified for an assignment under the applicable craft provisions of the current National Agreement. Such skills must have been demonstrated in order to qualify for the assignment.

When an Overtime Desired List full-time regular is declared the successful bidder for a job in a new section during a quarter, the employee will have the opportunity to sign the Overtime Desired List in the new section within 10 days of the effective date of the assignment.

ITEM 14 – (continued)
OVERTIME DESIRED LIST ADMINISTRATION

Whenever a part-time flexible is converted to full time during the quarter, the employee will have the opportunity to sign the Overtime Desired List within 10 days of the effective date of the conversion.

Employees on the Overtime Desired List can withdraw their names from the list, in writing, anytime during the quarter. The withdrawal will be effective, under normal circumstances, no later than 3 days from submission; however if an employee is scheduled to work overtime, the employee must honor the posted schedule. The employee must remain off the OTDL for the rest of the quarter.

Should an employee be absent during the 2 week period prior to the start of the calendar quarter, the employee may place their name on the OTDL by submitting written request to their immediate supervisor. A copy of the letter will be given to the APWU steward.

Except in an emergency, normally all employees will be given a one hour notice when overtime is required.

ITEM 15
LIGHT DUTY

Management will give the local union president advance written notification when it is proposed to reassign an ill or injured light or limited duty employee to a cross-craft assignment into an APWU represented craft.

There shall be no official temporary or permanent light duty sections or work areas. Each request for temporary light duty assignments shall be adjudicated on its own basis and temporary light duty assignments shall be granted at that time if deemed warranted by the situation at hand. No regular employee on a bid job will be adversely affected because of light duty assignments.

ITEM 16
ESTABLISHING LIGHT DUTY ASSIGNMENTS

No official temporary light duty assignments will be established; however, management and union recognize their responsibility to aid and assist full time regulars or part-time flexible employees who through illness or injury are unable to perform their regularly assigned duties. When written requests for light duty assignments, supported by medical evidence as so stipulated in the National Agreement, are received, each request will be adjudicated on its own basis and light duty privileges will be granted if deemed warranted by the situation at hand. To the maximum extent practical, light duty assignments will be found within the requesting employee's craft.

Light duty assignments will not adversely affect any member of the regular work force. When requests for permanent light duty assignments are received, the local APWU Union President or designee shall be consulted.

If any employee of another craft is to be assigned light duty in the APWU Craft, the amount of duty time available, the hours and the duration shall be established through a discussion with management, the employee and the local APWU President or designee.

ITEM 18
REASSIGNMENT

When it is proposed to reassign excess employees to the needs of a section, a section will be identified by facility, by craft, by tour.

For the purpose of reassignment outside of the installation, the entire installation will be considered one section by craft, regardless of Tour.

ITEM 19
PARKING

1. Parking at the Chandler Post Offices will be on a "first come first served" basis except in those spaces designated for official government vehicles.
2. Management shall designate one parking space for APWU representatives at the Main office and one at each additional facility, if available.

ITEM 21
LABOR/MANAGEMENT MEETINGS

Management will supply the APWU with locking bulletin boards at each facility, one per station. Local Labor/Management meetings will be held on a quarterly basis. Additional meetings will be held in order to discuss timely issues. Additional meetings will be held between the Postmaster and/or designee and the APWU staff. The agenda items will be submitted to the other party at least one week in advance of the scheduled meeting.

ITEM 22
SENIORITY, REASSIGNMENTS, AND POSTING

CLERK CRAFT

- A. All newly established clerk craft duty assignments shall be posted to Clerk Craft employees eligible to bid within 28 days.
- B. Vacant Clerk full time duty assignments shall be posted to full time employees eligible to bid within 28 days.
- C. The notice shall remain posted for 10 calendar days.
- D. The successful bidder shall be placed in the new assignment within 14 days after award.
- E. Any regular position will be reposted if a change is made of more than one hour from the original posted start time.
- F. The local APWU President or designee will be notified by management when a determination is to be made concerning a sufficient change of duties, principle assignment area or scheme knowledge requirement to cause the duty assignment to be reposted. Should the APWU President determine that the job should be reposted, the job will be posted.
- G. Residual Vacancies – Full Time Duty Assignments:
 - 1. Follow the guidelines established regarding unencumbered assignments.
 - 2. Residual full time vacancies are posted for bid to part time regular employees eligible to bid within 28 days. Posting of residual full time duty assignments to part time regular employees will be concurrent with part time referencing.
 - a. The notice shall remain posted for 10 calendar days.
 - b. The successful bidder shall be placed in the new assignment within 14 days of close of bidding.
- H. Residual Vacancies – Part Time Regular Assignments:

Newly established and vacant part time regular duty assignments are posted to full time and part time regular employees who are eligible to bid within 28 days.

 - 1. The notice shall remain posted for 10 calendar days.
 - 2. The successful bidder shall be placed in the new assignment within 14 days of close of bidding.
- I. Back-Up Bidding Procedures

The following applies to back-up bidders receiving jobs after the close of bids and before the award announcement; employees who are awarded back-up bids and will be awarded a bid position on the current cycle will be given the option of accepting the previous job or the current position. In addition, the employee will only be charged for one (1) bid regardless of which job is selected. Failure to respond to the option of keeping the back-up award will result in the employee being awarded the latest bid.

MAINTENANCE CRAFT

- A. When a vacant or newly established duty assignment is to be filled, Management shall post a notice of intent for a period of seven (7) days.
- B. All vacant duty assignments shall be posted by notice of intent within thirty (30) days from when the vacancy occurs.
- C. Newly established or vacant duty assignments shall be filled by senior employees on the appropriate preferred assignment register established on the basis of assignment selection forms submitted by Maintenance Craft employees.
 - 1. Within the first fourteen days of each January, Management will post a notice advising maintenance employees of the opportunity to submit changes in preferred assignment selections.
 - 2. Maintenance employees will have until January 31 to indicate preference(s) for any vacancies that may occur during that year.
- D. A position will be reposted if a change is made of more than one hour from the original posted start time.

COMMUNICATIONS

Copies of the invitation of the invitations, notice of job awards, disqualification or reassignments, related to bid jobs and job descriptions, new general orders, administrative bulletins, and/or any other notifications concerning APWU Craft employees will be furnished to the Local APWU President and the Chief Steward by the Postmaster.

Posting and furnishing of an updated seniority list shall be made on a quarterly basis for all APWU crafts. A copy of the seniority list will be provided to the local APWU President, and the Chief Steward, on a quarterly basis by the Postmaster.

CAG A-G Function 4 Workload Impact on Total Complement - Assumes Repeat of 2009 Workload Impact on Earned


Unit Name	MPOD	National CSV W32, FY2009 Earned Total Comp	National CSV W32, FY 2009 Earned Total Comp	National CSV Diff 2009-2008 Earned Total Comp	Webcoins 5/12/2009 ONR Total F4 Actual	Current Overrun to Earned	Webcoins 5/12/2009 ONR Clerk Casual	YTD 32 FY2009 F4 OT Hours	YTD 32 FY2009 F4 OT Rate	Potential FTE Offset to 5%	Required Career Impact due to Workload	Equivalent Workhour Impact for Workload
APACHE JUNCTION PO	1	20.787109	18.602218	-2	20	1	0	889	4.5%	0	-3	-5,520
AVONDALE/GOODYEAR PO	2	22.051097	20.603178	-1	22	1	0	1631	6.6%	0	-2	-3,680
BENSON PO	3	4.570412	4.32355	0	5	1	0	176	3.3%	0	-1	-1,840
BISBEE PO	3	5.687571	6.553725	1	9	2	0	45	0.6%	0	-1	-1,840
BUCKEYE PO	2	8.843706	8.687756	0	7	-2	0	1374	14.2%	1	1	1,840
BUL-FORT MOHAVE STA	2	3.051771	2.943421	0	3	0	0	266	7.3%	0	0	0
BUL-HIGHWAY STA	2	1.957431	1.803475	0	2	0	0	220	9.5%	0	0	0
BUL-MOHAVE VALLEY STA	2	1.388685	1.208325	0	1	0	0	94	6.5%	0	0	0
BULLHEAD CITY PO	2	15.884721	14.459171	-1	16	2	0	950	5.3%	0	-3	-5,520
CAMP VERDE PO	1	7.776778	7.326843	0	6	-1	0	528	6.9%	0	0	0
CASA GRANDE PO	1	16.755478	12.987309	-4	15	2	0	464	2.9%	0	-6	-11,040
CAVE CREEK PO	2	11.583459	10.224965	-1	11	1	0	615	5.0%	0	-2	-3,680
CHA-ANDERSEN SPRINGS	1	15.393237	13.850821	-2	17	3	0	668	4.1%	0	-5	-9,200
CHA-OCOTILLO STA	1	17.569981	15.984737	-2	17	1	0	987	5.3%	0	-3	-5,520
CHANDLER PO	1	15.489309	13.143975	-2	15	2	0	721	4.3%	0	-4	-7,360
CHINO VALLEY PO	1	9.658937	8.853437	-1	9	0	1	947	9.5%	0	0	0
COLORADO CITY PO	2	3.372656	3.128056	0	4	1	1	227	7.1%	0	0	0
COOLIDGE PO	1	3.886946	3.74464	0	4	0	0	369	8.2%	0	0	0
CORTARO PO	3	4.655812	4.495815	0	5	1	0	160	3.3%	0	-1	-1,840
COTTONWOOD PO	1	10.187834	9.678506	-1	11	1	0	1098	8.7%	0	-2	-3,680
DEWEY PO	1	4.506015	4.072137	0	5	1	0	15	0.3%	0	-1	-1,840
DOUGLAS PO	3	5.544821	5.604537	0	7	1	0	217	3.1%	0	-1	-1,840
EL MIRAGE PO	2	4.468028	3.961918	-1	5	1	0	156	3.2%	0	-2	-3,680
ELOY PO	1	2.353268	2.278912	0	3	1	0	11	0.5%	0	-1	-1,840
FLA-DOWNTOWN STA	2	7.527528	7.084746	0	8	1	0	426	4.6%	0	-1	-1,840
FLAGSTAFF PO	2	27.409843	27.180058	0	35	8	0	1469	4.0%	0	-8	-14,720
FLORENCE PO	1	8.777665	6.314787	0	6	0	0	975	13.1%	1	1	1,840
GIL-FIESTA CARRIER AN	1	8.556206	7.827834	-1	6	-2	0	538	6.6%	0	-1	-1,840
GIL-VAL VISTA STA	1	14.887431	13.637187	-1	17	3	1	1419	8.7%	1	-2	-3,680
GILBERT PO	1	6.590534	5.728953	-1	7	1	0	358	5.6%	0	-2	-3,680
GLE-ARROWHEAD STA	2	17.544696	18.37929	-1	17	1	0	1081	5.5%	0	-2	-3,680
GLE-DOWNTOWN STA	2	14.908143	14.037765	-1	15	1	0	942	5.3%	0	-2	-3,680
GLENDALE PO (AZ)	2	17.813275	16.484796	-1	16	0	0	1436	7.8%	0	-1	-1,840
GLOBE PO	3	11.510746	11.137981	0	11	0	0	1564	11.5%	1	1	1,840
GRAND CANYON PO	2	3.391656	3.093721	0	4	1	0	53	1.6%	0	-1	-1,840
GREEN VALLEY PO	3	9.6337	9.488328	0	11	2	0	521	4.4%	0	-2	-3,680
HEREFORD PO	3	4.083681	3.971753	0	3	-1	0	111	2.8%	0	0	0
HIGLEY PO	1	4.665971	4.452478	0	4	0	0	522	12.0%	0	0	0
HOLBROOK PO	2	2.909512	2.721987	0	4	1	0	11	0.3%	0	-1	-1,840
KINGMAN PO	2	28.822596	27.805396	-1	26	-2	0	1833	6.4%	0	-1	-1,840
LAKE HAVASU CITY PO	2	20.171618	19.474846	-1	20	1	0	1512	6.5%	0	-2	-3,680
LAKESIDE PO	3	4.237437	4.261087	0	4	0	0	446	9.6%	0	0	0
LAVEEN PO	2	5.080108	4.798018	0	5	0	0	625	10.5%	0	0	0
LITCHFIELD PK PO	2	7.407637	6.890931	-1	6	-1	0	732	9.0%	0	-1	-1,840
MARANA PO	3	4.304128	3.96795	0	4	0	0	266	5.9%	0	0	0
MARICOPA PO	1	7.098562	8.968162	0	7	0	0	222	2.9%	0	0	0
MES-DESERT STA	7	11.981131	11.220718	-1	11	0	1	1786	14.9%	1	1	1,840
MES-DOBSON STA	7	8.714171	7.984581	-1	7	-1	0	1019	10.8%	1	0	0
MES-FALCON FIELD STA	7	12.897806	11.513528	-1	13	1	2	1886	13.7%	1	1	1,840
MES-FOUR PEAKS STA	7	14.1958	13.060334	-1	13	0	1	2027	13.4%	1	1	1,840
MES-MAIN OFFICE STA	7	14.701628	12.549346	-2	13	0	0	889	6.0%	0	-2	-3,680
MES-MOUNTAIN VIEW STA	7	11.823678	10.321287	-1	10	0	0	987	8.1%	0	-1	-1,840
MES-PIONEER STA	7	3.9691	3.643384	0	4	0	1	684	14.6%	0	1	1,840
MES-SHERWOOD STA	7	9.55115	8.600918	-1	8	-1	1	664	7.0%	0	0	0
MES-SUPERSTITION SPRI	7	5.051228	3.910034	-1	4	0	0	312	6.2%	0	-1	-1,840
MESA PO	7	0.1728	0.172865	0	0	0	0	8	25.8%	0	0	0
NOGALES PO	3	8.926959	8.594918	0	9	0	0	445	3.9%	0	0	0
PAGE PO	2	7.940225	7.614393	0	7	-1	0	460	5.7%	0	0	0
PARKER PO	2	4.864659	4.379856	0	5	1	0	194	4.3%	0	-1	-1,840
PAYSON PO	3	8.193265	8.274406	0	8	0	1	638	6.7%	0	1	1,840
PEACH SPRINGS PO	2	1.465428	1.6448	0	1	-1	0	16	1.8%	0	0	0
PEO-DOWNTOWN STA	2	8.710509	8.049231	-1	6	-2	0	1286	14.1%	1	0	0
PEORIA PO	2	18.447453	16.997115	-1	15	-2	0	2458	13.5%	1	0	0
PHX-AHWATUKEE STA	4	9.329993	8.49654	-1	10	2	0	610	5.6%	0	-3	-5,520

CUSTOMER SERVICE VARIANCE - CLERK/MAILHANDLER COMPLEMENT					
Delivery Days: 302		CHANDLER - CHA-OCOTILLO STA 031482			DATE :05/27/2009
Leave Replacement Calculation					
Leave Type	Hrs Per Day	Leave %	Formula	Employees Earned	
Annual Leave	96	14.00%	(CSV Avg Daily Hours x 14.00%x(6 day wk/40 hr WHwk)=	2.03	Clerk/MH(s)
Sick Leave	96	3.50%	(CSV Avg Daily Hours x 3.50%x(6 day wk/40 hr WHwk)=	0.51	Clerk/MH(s)
LWOP	96	1.00%	(CSV Avg Daily Hours x 1.00%x(6 day wk/40 hr WHwk)=	0.15	Clerk/MH(s)
(Subtract Overtime)	96	12.00%	(CSV Avg Daily Hours x 12.00%x(6 day wk/40 hr WHwk)=	1.74	Clerk/MH(s)
Net Total		6.50%	Leave/OT Replacement Needs >>>>	0.94	Clerk/MH(s)
			Replacement for Replacement >>>>	0.06	Clerk/MH(s)
			Total Leave Replacement >>>>	1.01	Clerk/MH(s)
Man Year (0 < 100, 1 100-199, 2 => 200)		1		Current Ratio FT/PT	94% 6%
				Target Ratio FT/PT	60% 40%
Current on Rolls			Earned Complement		
Full Time Clerk	16		Full Time Clerk	9	
Part Time Flexible Clerk	1		Part Time Flexible Clerk	6	
Part Time Regular Clerk	0		Part Time Regular Clerk	0	
Full Time Mailhandler	0		Full Time Mailhandler	0	
Part Time Flexible Mailhandler	0		Part Time Flexible Mailhandler	0	
Part Time Regular Mailhandler	0		Part Time Regular Mailhandler	0	
Total F4 on Rolls	17		Total F4 Earned	16	
Current Actual	Daily Hrs	Employees	Target	Daily Hrs	Employees
LDC 41 Clerk/MH(s)	0.00	0.00	LDC 41 Clerk/MH(s)	0.00	0.00
LDC 42 Clerk/MH(s)	0.00	0.00	LDC 42 Clerk/MH(s)	0.00	0.00
LDC 43 Clerk/MH(s)	37.92	5.73	LDC 43 Clerk/MH(s)	39.39	5.95
LDC 44 Clerk/MH(s)	3.56	0.54	LDC 44 Clerk/MH(s)	2.63	0.40
LDC 45 Clerk/MH(s)	26.13	3.95	LDC 45 Clerk/MH(s)	23.83	3.60
LDC 46 Clerk/MH(s)	0.00	0.00	LDC 46 Clerk/MH(s)	0.00	0.00
LDC 48 Clerk/MH(s)	33.87	5.12	LDC 48 Clerk/MH(s)	30.40	4.59
Total Actual Daily Hrs	101.48	15.34	Total Earned Daily Hrs	96.26	14.53
Daily Hours Actual	101.48		Daily Hours Earned	96.26	
Current Complement	17		Target Complement	15.54	
FTEE Current	1803		FTEE Target	1871	
Projected Annual Hrs Actual	30,648		Projected Annual Hrs Earned	29,069	
On Duty Required Totals	14.53		Full Time Equiv Employee (Hrs per)	1871	
Leave Replacement Totals	1.01		Variance FTEE	1.46	
Complement Total	15.54		Complement % Achieved	94.12%	

CUSTOMER SERVICE VARIANCE - CLERK/MAILHANDLER COMPLEMENT				
Delivery Days: 302		CHANDLER - CHANDLER PO 031480		DATE :05/27/2009
Leave Replacement Calculation				
Leave Type	Hrs Per Day	Leave %	Formula	Employees Earned
Annual Leave	83	14.00%	(CSV Avg Daily Hours x 14.00% x (6 day wk/40 hr WHwk))=	1.76 Clerk/MH(s)
Sick Leave	83	3.50%	(CSV Avg Daily Hours x 3.50% x (6 day wk/40 hr WHwk))=	0.44 Clerk/MH(s)
LWOP	83	1.00%	(CSV Avg Daily Hours x 1.00% x (6 day wk/40 hr WHwk))=	0.13 Clerk/MH(s)
(Subtract Overtime)	83	12.00%	(CSV Avg Daily Hours x 12.00% x (6 day wk/40 hr WHwk))=	1.51 Clerk/MH(s)
Net Total		6.50%	Leave/OT Replacement Needs >>>>	0.82 Clerk/MH(s)
			Replacement for Replacement >>>>	0.05 Clerk/MH(s)
			Total Leave Replacement >>>>	0.87 Clerk/MH(s)
Man Year (0 < 100, 1 100-199, 2 => 200)		1		
Current on Rolls				
Full Time Clerk			13	
Part Time Flexible Clerk			2	
Part Time Regular Clerk			0	
Full Time Mailhandler			0	
Part Time Flexible Mailhandler			0	
Part Time Regular Mailhandler			0	
Total F4 on Rolls			15	
Current Actual		Daily Hrs	Employees	
LDC 41 Clerk/MH(s)	0.00		0.00	
LDC 42 Clerk/MH(s)	3.30		0.50	
LDC 43 Clerk/MH(s)	17.92		2.71	
LDC 44 Clerk/MH(s)	5.44		0.82	
LDC 45 Clerk/MH(s)	26.03		3.93	
LDC 46 Clerk/MH(s)	0.00		0.00	
LDC 48 Clerk/MH(s)	39.64		5.99	
Total Actual Daily Hrs	92.32		13.96	
Daily Hours Actual				92.32
Current Complement				15
FTEE Current				1859
Projected Annual Hrs Actual				27,880
On Duty Required Totals				12.58
Leave Replacement Totals				0.87
Complement Total				13.45
Current Ratio FT/PT				87%
Target Ratio FT/PT				60%
Earned Complement				
Full Time Clerk			8	
Part Time Flexible Clerk			5	
Part Time Regular Clerk			0	
Full Time Mailhandler			0	
Part Time Flexible Mailhandler			0	
Part Time Regular Mailhandler			0	
Total F4 Earned			13	
Target		Daily Hrs	Employees	
LDC 41 Clerk/MH(s)	0.00		0.00	
LDC 42 Clerk/MH(s)	2.42		0.37	
LDC 43 Clerk/MH(s)	19.62		2.96	
LDC 44 Clerk/MH(s)	4.76		0.72	
LDC 45 Clerk/MH(s)	24.28		3.67	
LDC 46 Clerk/MH(s)	0.00		0.00	
LDC 48 Clerk/MH(s)	32.21		4.86	
Total Earned Daily Hrs	83.28		12.58	
Daily Hours Earned				83.28
Target Complement				13.45
FTEE Target				1871
Projected Annual Hrs Earned				25,152
Full Time Equiv Employee (Hrs per)				1871
Variance FTEE				1.55
Complement % Achieved				86.67%

CUSTOMER SERVICE VARIANCE - CLERK/MAILHANDLER COMPLEMENT					
Delivery Days: 302		CHANDLER - CHA-ANDERSEN SPRINGS 031481			DATE :05/27/2009
Leave Replacement Calculation					
Leave Type	Hrs Per Day	Leave %	Formula	Employees Earned	
Annual Leave	85	14.00%	(CSV Avg Daily Hours x 14.00%x(6 day wk/40 hr WHwk)=	1.79	Clerk/MH(s)
Sick Leave	85	3.50%	(CSV Avg Daily Hours x 3.50%x(6 day wk/40 hr WHwk)=	0.45	Clerk/MH(s)
LWOP	85	1.00%	(CSV Avg Daily Hours x 1.00%x(6 day wk/40 hr WHwk)=	0.13	Clerk/MH(s)
(Subtract Overtime)	85	12.00%	(CSV Avg Daily Hours x 12.00%x(6 day wk/40 hr WHwk)=	1.53	Clerk/MH(s)
Net Total		6.50%	Leave/OT Replacement Needs >>>>	0.83	Clerk/MH(s)
			Replacement for Replacement >>>>	0.05	Clerk/MH(s)
			Total Leave Replacement >>>>	0.88	Clerk/MH(s)
Man Year (0 < 100, 1 100-199, 2 => 200)		1		Current Ratio FT/PT	94% 6%
				Target Ratio FT/PT	60% 40%
Current on Rolls			Earned Complement		
Full Time Clerk			Full Time Clerk	8	
Part Time Flexible Clerk			Part Time Flexible Clerk	5	
Part Time Regular Clerk			Part Time Regular Clerk	0	
Full Time Mailhandler			Full Time Mailhandler	0	
Part Time Flexible Mailhandler			Part Time Flexible Mailhandler	0	
Part Time Regular Mailhandler			Part Time Regular Mailhandler	0	
Total F4 on Rolls	17		Total F4 Earned	14	
Current Actual		Daily Hrs	Employees	Target	
LDC 41 Clerk/MH(s)		0.00	0.00	LDC 41 Clerk/MH(s)	0.00 0.00
LDC 42 Clerk/MH(s)		0.00	0.00	LDC 42 Clerk/MH(s)	0.00 0.00
LDC 43 Clerk/MH(s)		34.32	5.19	LDC 43 Clerk/MH(s)	30.29 4.57
LDC 44 Clerk/MH(s)		4.74	0.72	LDC 44 Clerk/MH(s)	2.54 0.38
LDC 45 Clerk/MH(s)		27.69	4.18	LDC 45 Clerk/MH(s)	26.33 3.98
LDC 46 Clerk/MH(s)		0.00	0.00	LDC 46 Clerk/MH(s)	0.00 0.00
LDC 48 Clerk/MH(s)		23.52	3.56	LDC 48 Clerk/MH(s)	25.41 3.84
Total Actual Daily Hrs		90.27	13.65	Total Earned Daily Hrs	84.57 12.77
Daily Hours Actual			90.27	Daily Hours Earned	84.57
Current Complement			17	Target Complement	13.65
FTEE Current			1604	FTEE Target	1871
Projected Annual Hrs Actual			27,263	Projected Annual Hrs Earned	25,539
On Duty Required Totals			12.77	Full Time Equiv Employee (Hrs per)	1871
Leave Replacement Totals			0.88	Variance FTEE	3.35
Complement Total			13.65	Complement % Achieved	82.35%

MPOO AREA (1) Customer Service Variance Summary 24 Customer Service Days 04/18/2009 to 05/15/2009												
Tot Auto/Mech Var Hrs: 0			Tot Manual Var Hrs: 169			Tot Retail Var Hrs: 186			Tot Admin Var Hrs: - 87			
Tot Auto/Mech Var Vol: 0			Tot Manual Var Vol: - 2,488			Tot Retail Trans: - 5,157			Tot Fun 4 Var Hrs: 268			
FTES CLERKS/MAILHANDLERS ACTUAL: 39				FTES CLERKS/MAILHANDLERS EARNED: 37				FTES Variance: 1.7				
Unit Name	Auto Mech Hours % Achd	Manual Hours % Achd	Retail Hours % Achd	Admin Hours % Achd	Auto Mech Volume % Var	Manual Volume % Var	Retail Trans % Var	Total F4 Hours % Achd	Total F4 Hours Var	FTES Actual	FTES Earned	FTES Variance t
CHANDLER PO	0.00	99.23	84.79	94.98	0.00	-36.22	-5.91	92.75	146.83	12.74	11.82	0.92
CHA-ANDERSEN SPRINGS	0.00	81.84	87.89	115.95	0.00	-37.88	-18.11	92.91	141.24	12.53	11.64	0.89
CHA-OCOTILLO STA	0.00	97.46	99.33	106.79	0.00	-36.25	6.92	100.94	-20.39	13.61	13.74	-0.13



MPOO AREA (1) Customer Service Variance Summary 191 Customer Service Days 09/27/2008 to 05/15/2009															
Tot Auto/Mech Var Hrs: 0				Tot Manual Var Hrs: 939				Tot Retail Var Hrs: 763				Tot Admin Var Hrs: 1,544			
Tot Auto/Mech Var Vol: 0				Tot Manual Var Vol: - 11,536				Tot Retail Trans: 4,659				Tot Fun 4 Var Hrs: 3,246			
FTES CLERKS/MAILHANDLERS ACTUAL: 43				FTES CLERKS/MAILHANDLERS EARNED: 40				FTES Variance: 2.6							
Unit Name	Auto Mech Hours % Achd	Manual Hours % Achd	Retail Hours % Achd	Admin Hours % Achd	Auto Mech Volume % Var	Manual Volume % Var	Retail Trans % Var	Total F4 Hours % Achd	Total F4 Hours Var	FTES Actual	FTES Earned	FTES Variance			
CHANDLER PO	0.00	103.14	95.32	76.24	0.00	-22.78	2.29	88.57	2,001.48	13.84	12.26	1.58			
CHA-ANDERSEN SPRINGS	0.00	84.75	95.07	113.99	0.00	-22.13	-7.31	95.33	798.16	13.53	12.89	0.63			
CHA-OCOTILLO STA	0.00	100.57	95.06	96.10	0.00	-20.01	9.69	97.67	446.08	15.14	14.79	0.35			

Print

-----Act Ddays 6 Sply Ddays 6-----					-----Act Ddays 13 Sply Ddays 14-----				----- Act Ddays 188 Sply Ddays 190-----			
Act/Plan 05-09-2009 - 05-15-2009					Act/Plan 05-01-2009 - 05-15-2009				Act/Plan 10-01-2008 - 05-15-2009			
SPLY 05-10-2008 - 05-16-2008					SPLY 05-01-2008 - 05-16-2008				SPLY 10-01-2007 - 05-16-2008			
***** Current Week *****					***** Month to Date *****				***** Year to Date *****			
L/C Description	Actual	Plan	%Plan	%SPLY	Actual MTD	Plan MTD	%P MTD	%S MTD	Actual YTD	Plan YTD	%P YTD	%S YTD
25 RURAL CARRIERS	3,737	3,699	1.0	-6.6	7,822	8,025	-2.5	-15.1	123,443	119,075	3.7	-14.3
RSH RURAL STANDARD HOURS	3,602	0	0.0	-7.1	7,805	0	0.0	-13.7	120,989	0	0.0	-12.7
RSHG RURAL GAP	3.75	0.00	0.0	19.1	0.22	0.00	0.0	-87.8	2.03	0.00	0.0	-49.3
20 D/S SUPERVISOR	434	465	-6.7	-21.5	1,026	1,007	1.9	-26.1	16,361	14,579	12.2	-10.6
26 CC CUS SUPPORT	7	7	0.0	-82.5	9	15	-40.0	-89.7	1,067	202	428.2	-15.7
92 OPNS D/S TNG HRS	0	35	-100.0	-100.0	2	75	-97.3	-97.3	417	171	143.9	-77.6
21 OFFICE	805	680	18.4	-13.3	1,614	1,484	8.8	-24.9	27,043	27,419	-1.4	-12.8
22 STREET	2,776	2,985	-7.0	-4.7	6,057	6,465	-6.3	-10.8	88,963	87,808	1.3	-5.3
23 OTHER	0	14	-100.0	-100.0	20	31	-35.5	81.8	356	239	49.0	25.8
27 COLLECTIONS	97	92	5.4	-4.9	209	199	5.0	-11.4	3,292	3,094	6.4	-2.9
FN2C CITY CARRIER HRS	3,678	3,771	-2.5	-6.8	7,900	8,179	-3.4	-14.0	119,654	118,560	0.9	-7.0
FN2B CITY DELIVERY	4,119	4,278	-3.7	-9.3	8,937	9,276	-3.7	-16.8	137,499	133,512	3.0	-8.4
37 BUILDING SYS EQUIP	98	69	42.0	24.1	166	148	12.2	-12.2	2,626	2,087	25.8	8.2
38 BUILDING SERV-CUSTOD	173	207	-16.4	0.6	383	444	-13.7	-3.0	5,064	6,261	-19.1	-13.8
93 OPNS V/S&P/E TNG HRS	0	0	0.0	0.0	0	0	0.0	0.0	0	0	0.0	-100.0
FN3B TOTAL PLNT & EQUIP	271	276	-1.8	8.0	549	592	-7.3	-6.0	7,690	8,348	-7.9	-7.4
FN3 TOT MAINT HRS	271	276	-1.8	8.0	549	592	-7.3	-6.0	7,690	8,348	-7.9	-7.4
42 BUSINESS RETURN SERV	39	0	0.0	0.0	85	0	0.0	0.0	510	185	175.7	0.0
43 UNIT DIST MANUAL	453	516	-12.2	-27.5	956	1,125	-15.0	-32.8	16,914	17,046	-0.8	-20.0
L43L UNIT DIST HRS LETTER	51	0	0.0	-56.0	117	0	0.0	-58.2	2,537	0	0.0	-31.7
L43F UNIT DIST HRS FLATS	56	0	0.0	-34.9	117	0	0.0	-41.8	2,267	0	0.0	-29.9
L43P UNIT DIST HRS PARCEL	110	0	0.0	-19.7	243	0	0.0	-24.3	4,139	0	0.0	-20.3
L43A UNIT DIST HRS ALLIED	236	516	-54.3	-17.5	479	1,125	-57.4	-22.9	7,971	17,046	-53.2	-11.4
44 PO BOX DIST	81	75	8.0	-17.3	191	159	20.1	-7.7	2,548	1,910	33.4	-14.1
45 WINDOW SERVICE	458	436	5.0	-6.7	1,026	931	10.2	-12.9	15,502	14,686	5.6	-12.5
46 VENDING EQUIP	0	0	0.0	0.0	0	0	0.0	0.0	1	0	0.0	-99.3
48 ADMIN MISC	502	564	-11.0	-16.3	1,007	1,202	-16.2	-30.0	17,526	16,368	7.1	-16.4
94 OPNS C/S TNG HRS	7	9	-22.2	-22.2	25	19	31.6	-28.6	382	35	991.4	-6.4
FN4 TOTAL C/S HRS	1,540	1,600	-3.7	-15.5	3,290	3,436	-4.2	-23.1	53,383	50,230	6.3	-15.7
80 PM/INSTALL MGR	40	36	11.1	0.0	88	78	12.8	-8.3	1,184	1,150	3.0	-1.0
89 MGT PROJECTS-NONSUPV	1	0	0.0	0.0	1	0	0.0	0.0	3	0	0.0	50.0
FN8 ADMIN TOTAL	41	36	13.9	2.5	89	78	14.1	-7.3	1,187	1,150	3.2	-0.9
FN9 TRAINING (NON-ADD)	7	44	-84.1	-30.0	27	94	-71.3	-75.0	799	206	287.9	-64.8
HRTT TOTAL HOURS	9,708	9,889	-1.8	-8.9	20,687	21,407	-3.4	-17.0	323,202	312,315	3.5	-11.9
CSLH CS HRS ON LATE MAIL	0	0	0.0	0.0	0	0	0.0	0.0	12	0	0.0	0.0
CSLM CS MILE ON LATE MAIL	0	0	0.0	0.0	0	0	0.0	0.0	17	0	0.0	0.0
SBTT TOTAL SAL/BEN	368,623	360,883	2.1	-4.4	802,954	786,577	2.1	-11.9	12,267,641	11,750,882	4.4	-7.0
WRTT TOTAL WORKHOUR RATE	37.9711	36.4934	4.0	4.9	38.8144	36.7439	5.6	6.1	37.9566	37.6251	0.9	5.6
29A VEH ACC TOTAL	0	0	0.0	0.0	0	0	0.0	0.0	2	0	0.0	-50.0
VACR VEH ACCIDENT RATE	0.00	0.00	0.0	0.0	0.00	0.00	0.0	0.0	3.88	0.00	0.0	-45.3
29F TOT OSHA INJ/ILLNESS	0	0	0.0	0.0	0	0	0.0	0.0	7	0	0.0	-41.7
OIIF OSHA INJ/ILL FREQ	0.00	0.00	0.0	0.0	0.00	0.00	0.0	0.0	4.33	0.00	0.0	-33.8
SRRB RURAL BOXES	48,803	49,400	-1.2	1.6	48,801	49,396	-1.2	1.6	48,217	49,031	-1.7	0.6
HCRB CONTRACT DELIVERIES	0	495	-100.0	-100.0	0	495	-100.0	-100.0	309	495	-37.6	-11.8
SDPD POSS DEL	58,836	58,978	-0.2	0.7	58,832	58,969	-0.2	0.7	58,710	58,852	-0.2	0.6
TDEL TOTAL DELIVERIES	107,639	108,873	-1.1	0.7	107,633	108,859	-1.1	0.7	107,235	108,378	-1.1	0.6
CUPD CUM DELIVERIES	353,016	353,868	-0.2	0.7	764,816	766,591	-0.2	-6.5	11,037,448	11,064,153	-0.2	-0.4
PSTD CITY CARR % TO STD	77.08	173.35	-55.5	-7.6	73.10	173.32	-57.8	-17.2	83.12	187.15	-55.6	5.7

L/C Description	-----Act Ddays 6 Sply Ddays 6-----				-----Act Ddays 13 Sply Ddays 14-----				----- Act Ddays 188 Sply Ddays 190-----			
	Act/Plan 05-09-2009 - 05-15-2009		Act/Plan 05-01-2009 - 05-15-2009		Act/Plan 10-01-2008 - 05-15-2009		Act/Plan 10-01-2007 - 05-15-2009					
	SPLY 05-10-2008 - 05-16-2008		SPLY 05-01-2008 - 05-16-2008		SPLY 10-01-2007 - 05-16-2008		SPLY 10-01-2007 - 05-16-2008					
	Actual	Plan	%Plan	%SPLY	Actual MTD	Plan MTD	%P MTD	%S MTD	Actual YTD	Plan YTD	%P YTD	%S YTD
OEI OFFICE EFF INDICATOR	438.53	520.39	-15.7	16.1	473.86	516.57	-8.3	24.6	408.14	403.52	1.1	14.3
SEI STREET EFF IND	127.17	118.55	7.3	5.7	126.27	118.58	6.5	4.9	124.07	126.00	-1.5	5.2
TEI DELIVERIES PER HOUR	95.80	92.81	3.2	9.0	96.68	92.71	4.3	10.6	91.11	93.03	-2.1	8.3
CPDR RURAL CPD	0.4159	0.3875	7.3	-2.5	0.4026	0.3898	3.3	-3.9	0.4403	0.4101	7.3	-8.3
CPDC CITY CPD	0.4746	0.4895	-3.1	-6.5	0.4854	0.4925	-1.4	-6.8	0.5106	0.4857	5.1	-4.8
CPD F2 CPD	0.4480	0.4430	1.1	-4.9	0.4479	0.4457	0.5	-5.7	0.4789	0.4514	6.1	-6.3

CSLT CASED LETTERS	66,876	64,727	3.3	-42.6	136,440	141,282	-3.4	-47.8	2,612,188	2,417,522	8.1	-27.7
CSFL CASED FLATS	213,481	136,518	56.4	-16.3	440,749	297,982	47.9	-20.3	7,063,754	5,098,848	38.5	-26.6
SEQ SEQUENCED VOLUME	154,180	477,162	-67.7	-14.5	391,417	1,041,519	-62.4	-25.2	6,192,775	17,821,718	-65.3	-3.9
DPS CITY CARR DPS	871,840	810,104	7.6	-21.5	1,935,558	1,768,245	9.5	-24.1	31,331,226	30,256,943	3.6	-14.6
DPSP DPS % - ALL OFFICES	92.88	92.60	0.3	2.6	93.42	92.60	0.9	3.0	92.30	92.60	-0.3	1.4
CDV TOT CDV PIECE	1,306,377	1,488,511	-12.2	-21.4	2,904,164	3,249,028	-10.6	-25.3	47,199,943	55,595,031	-15.1	-16.3
PPH TOT CASED VOL PER HR	348	296	17.7	-13.0	358	296	20.8	-5.6	358	274	30.5	-16.1
PKCC CITY CARRIER PKGS	6,395	7,072	-9.6	-9.6	13,859	15,715	-11.8	-17.3	223,692	244,446	-8.5	-9.3

TTUL TOT UNIT DIST LTRS	83,836	74,281	12.9	-39.5	195,367	162,048	20.6	-37.5	3,266,126	2,551,294	28.0	-29.5
TTUF TOT UNIT DIST FLATS	41,109	32,582	26.2	-44.9	91,614	71,079	28.9	-44.5	1,774,546	1,119,049	58.6	-29.7
TTUP TOT UNIT PARCELS	48,102	64,970	-26.0	-26.0	111,276	135,602	-17.9	-23.9	2,030,671	2,342,422	-13.3	-14.0
TTBL TOT BOX DIST LTRS	53,471	71,223	-24.9	-24.9	116,669	154,007	-24.2	-30.4	1,922,158	2,400,205	-19.9	-20.6
TTBF TOT BOX DIST FLATS	8,050	11,638	-30.8	-30.8	17,248	26,923	-35.9	-39.5	355,262	461,437	-23.0	-24.0
TTBP TOT BOX PARCELS	1,091	0	0.0	-13.3	2,295	0	0.0	-21.5	36,124	0	0.0	-16.0
REVP WALKIN REV PROD	244.14	0.00	0.0	-8.5	255.53	0.00	0.0	-8.9	244.67	0.00	0.0	-1.9

O2SR D/S SUPERVS OT RATIO	3.69	0.00	0.0	-60.8	4.19	0.00	0.0	-43.0	2.69	0.00	0.0	-69.5
O2CR CITY CARR OT RATIO	5.14	0.00	0.0	-50.2	5.08	0.00	0.0	-46.7	7.99	0.00	0.0	-21.8
OT4R FN4 OT RATIO	0.97	9.25	-89.5	-81.7	2.07	9.25	-77.7	-68.5	4.48	9.22	-51.4	-53.4
OTTR TOTAL OT RATIO	2.86	6.69	-57.2	-54.3	3.07	6.68	-54.0	-48.9	4.45	6.64	-32.9	-40.6
POTT TOTAL POT	0	17	-100.0	0.0	3	37	-91.9	-62.5	70	506	-86.2	-51.7
P2BR FN2B PO RATIO	0.00	0.28	-100.0	0.0	0.02	0.29	-92.3	20.2	0.03	0.28	-87.4	-60.6
PO4R FN4 PO RATIO	0.00	0.31	-100.0	0.0	0.03	0.29	-89.6	-78.3	0.04	0.27	-84.7	190.0
POTR TOTAL PO RATIO	0.00	0.17	-100.0	0.0	0.01	0.17	-91.6	-54.8	0.02	0.16	-86.6	-45.2
S2SR RURAL SL RATIO	1.93	3.97	-51.5	-62.4	1.04	3.99	-74.0	-78.9	2.84	3.98	-28.6	5.7
S2SR LDC 20 SL RATIO	7.37	0.00	0.0	0.0	3.12	0.00	0.0	80.4	1.34	0.00	0.0	18.3
S2CR CITY CARR SL RATIO	1.77	0.00	0.0	-59.9	2.14	0.00	0.0	-46.4	3.45	0.00	0.0	-15.7
SL4R FN4 SL RATIO	7.08	4.00	76.9	48.3	10.27	3.99	157.7	89.6	5.17	3.99	29.6	14.8
SLTR TOTAL SL RATIO	3.06	3.97	-23.0	-30.6	3.23	3.98	-18.7	-27.7	3.44	3.98	-13.6	0.8
WPTR TOTAL WP RATIO	2.96	0.00	0.0	37.6	3.64	0.00	0.0	67.0	2.46	0.00	0.0	61.7

