



RECEIVED
APWU

APR 23 2009

WESTERN REGION
COORDINATOR

April 20, 2009

Certified # 7008 1140 0003 1878 1245

Omar Gonzales,
APWU Western Regional Coordinator
500 Airport Blvd. Suite 450
Burlingame, CA 94010

Omar,

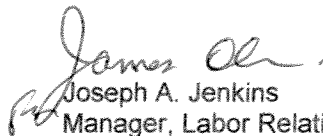
Attached is the impact statement for the Rio Grande District that reflects the results of decreased mail volume and reduced workload at the El Paso Post Office. It is anticipated that attrition alone will not be sufficient to avoid excessing outside the craft and/or installation.

<u>Office</u>	<u>Number of Impacted Employees</u>
El Paso Post Office	1 FTR Level 5 Mailhandler
El Paso Post Office	4 FTR Level 4 Mailhandlers
El Paso Post Office	24 FTR Level 6 Clerks
El Paso Post Office	1 FTR Level 7 Clerk

Based on the attached, this is your notification that full-time residual vacancies in all crafts level 7, and below within this installation and within the surrounding 100 miles will be withheld in accordance with Article 12 of the Collective Bargaining Agreement, up to the number indicated.

Any involuntary reassignments necessitated will be effected in accordance with Article 12 of the Collective Bargaining Agreement.

If you have any questions, please contact James Oliver at 504-589-1551.


Joseph A. Jenkins
Manager, Labor Relations

Attachments: Site Impact
Map of Withholding Area

cc: MHR, Rio Grande District
MHR, Fort Worth, District
Complement Coordinator Fort Worth District
Complement Coordinator Rio Grande District
File

WorkHour Impact Report

Impacted Bid Cluster	EL PASO POST OFFICE
Installation Address	
Area Name	SOUTHWEST
Impact Type	Reduction Other Than by Attrition
Date of Impact	10/17/2009
Period (Dates) of Review Performed	03/29/2008 thru 04/10/2009
Report Prepared By	Elizabeth Trevino
Report Prepared Date	04/20/2009
Reviewed By	Bruno Tristan
Phone	(210) 368-8580

WorkHour Impact Report

Craft = CLERK

	A Current Average Weekly Hrs	B Planned Weekly Hrs	C Weekly Hrs Savings	D Monthly Savings	E Annual Work Hours Savings	F Annual FTE Savings	G Current FTE Yearly Hr Rate
Total	8806	7141	-1665	-6660	-86580	-48	1820

OverTime Impact

	Current OT Average Weekly Hrs	Current OT Rate	Planned OT per Week from changes	Additional Planned OT per Week	Percent Planned OT per Week	Planned OT Hours per Week	Planned OT Rate
Total	566	6.4%	-109	0		457	6.4%

WorkHour Impact Report

Casuals

a. Current Number of CLERK Casuals on Rolls	21
b. Current Total Non-OverTime CLERK Casuals Hours per Month	2584
c. Planned Reduction in Total Non-OverTime CLERK Casuals Hours per Month	-2436
d. Number of CLERK Casuals that will have Reduced Hours	0
e. Number of CLERK Casuals that will be Terminated	-20
f. Number of CLERK Casuals Remaining After Impact	1
g. Provide Narrative Justifying need for Remaining CLERK Casuals Workload Reduction	

Part Time Flexible (PTFs)

a. Current Number of CLERK PTFs on Rolls	0
b. Current Total Non-OverTime CLERK PTFs Hours per Month	0
c. Planned Reduction in Total Non-OverTime CLERK PTFs Hours per Month	0
d. Number of CLERK PTFs that will have Reduced Hours	
e. Will there be any CLERK PTFs Excessed from Craft or Installation	NO
If Yes how Many CLERK PTFs	0
f. Provide Narrative Explaining need for Excessing	

Transitional Employees (TEs)

a. Current Number of CLERK TEs on Rolls	0
b. Current Total Non-OverTime CLERK TE Hours per Month	0
c. Planned Reduction in Total Non-OverTime CLERK TE Hours per Month	0
d. Number of CLERK TEs that will have Reduced Hours	0
e. Number of CLERK TEs that will be Terminated	0
f. Number of CLERK TEs Remaining After Impact	0
g. Provide Narrative Justifying need for Remaining CLERK TEs	

WorkHour Impact Report

Part Time Regular (PTRs)

a. Current Number of CLERK PTRs on Rolls	28
b. Planned Number of CLERK PTR Positions after Impact	28
c. Estimated Number of CLERK PTR Attrition	0
d. Will there be any CLERK PTRs Excessed from Craft or Installation	NO
CLERK PTRs	0
e. Provide Narrative Explaining need for Excessing	

Full Time Regular (FTRs)

a. Current Number of CLERK FTRs on Rolls	206
b. Planned Number of CLERK FTR Positions After Impact	177
c. Estimated Number of CLERK FTR Attrition	4
d. Will there be any CLERK FTRs Excessed from Craft or Installation	YES
If Yes how Many CLERK FTRs	25
e. Provide Narrative Explaining need for Excessing	
Workload Reduction	

WorkHour Impact Report-CLERK

Preliminary Summary

a. Total Planned Non-OT Reduction per Month for Regulars and PTRs	-4224
b. Planned Reduction in Total OT Hours per Month	-436
c. Planned Reduction in Casual Non-OT Hours per Month	-2436
d. Planned Reduction in PTF Non-OT Hours per Month	0
e. Planned Reduction in TE Non-OT Hours per Month	0
e. Total Planned Non-OT Hours per Month	28564
f. Total FTE Savings	-48

WorkHour Impact Report

Craft = MAIL HANDLER

	A Current Average Weekly Hrs	B Planned Weekly Hrs	C Weekly Hrs Savings	D Monthly Savings	E Annual Work Hours Savings	F Annual FTE Savings	G Current FTE Yearly Hr Rate
Total	1870	1548	-322	-1288	-16744	-9	1872

OverTime Impact

	Current OT Average Weekly Hrs	Current OT Rate	Planned OT per Week from changes	Additional Planned OT per Week	Percent Planned OT per Week	Planned OT Hours per Week	Planned OT Rate
Total	151	8.1%	-27	0		124	8%

WorkHour Impact Report

Casuals

a. Current Number of MAIL HANDLER Casuals on Rolls	2
b. Current Total Non-OverTime MAIL HANDLER Casuals Hours per Month	288
c. Planned Reduction in Total Non-OverTime MAIL HANDLER Casuals Hours per Month	-288
d. Number of MAIL HANDLER Casuals that will have Reduced Hours	0
e. Number of MAIL HANDLER Casuals that will be Terminated	-2
f. Number of MAIL HANDLER Casuals Remaining After Impact	0
g. Provide Narrative Justifying need for Remaining MAIL HANDLER Casuals Workload Reduction	

Part Time Flexible (PTFs)

a. Current Number of MAIL HANDLER PTFs on Rolls	2
b. Current Total Non-OverTime MAIL HANDLER PTFs Hours per Month	296
c. Planned Reduction in Total Non-OverTime MAIL HANDLER PTFs Hours per Month	0
d. Number of MAIL HANDLER PTFs that will have Reduced Hours	
e. Will there be any MAIL HANDLER PTFs Excessed from Craft or Installation	NO
If Yes how Many MAIL HANDLER PTFs	0
f. Provide Narrative Explaining need for Excessing	

Transitional Employees (TEs)

a. Current Number of MAIL HANDLER TEs on Rolls	0
b. Current Total Non-OverTime MAIL HANDLER TE Hours per Month	0
c. Planned Reduction in Total Non-OverTime MAIL HANDLER TE Hours per Month	0
d. Number of MAIL HANDLER TEs that will have Reduced Hours	0
e. Number of MAIL HANDLER TEs that will be Terminated	0
f. Number of MAIL HANDLER TEs Remaining After Impact	0
g. Provide Narrative Justifying need for Remaining MAIL HANDLER TEs	

WorkHour Impact Report

Part Time Regular (PTRs)

a. Current Number of MAIL HANDLER PTRs on Rolls	1
b. Planned Number of MAIL HANDLER PTR Positions after Impact	0
c. Estimated Number of MAIL HANDLER PTR Attrition	0
d. Will there be any MAIL HANDLER PTRs Excessed from Craft or Installation	YES
MAIL HANDLER PTRs	1
e. Provide Narrative Explaining need for Excessing Workload Reduction	

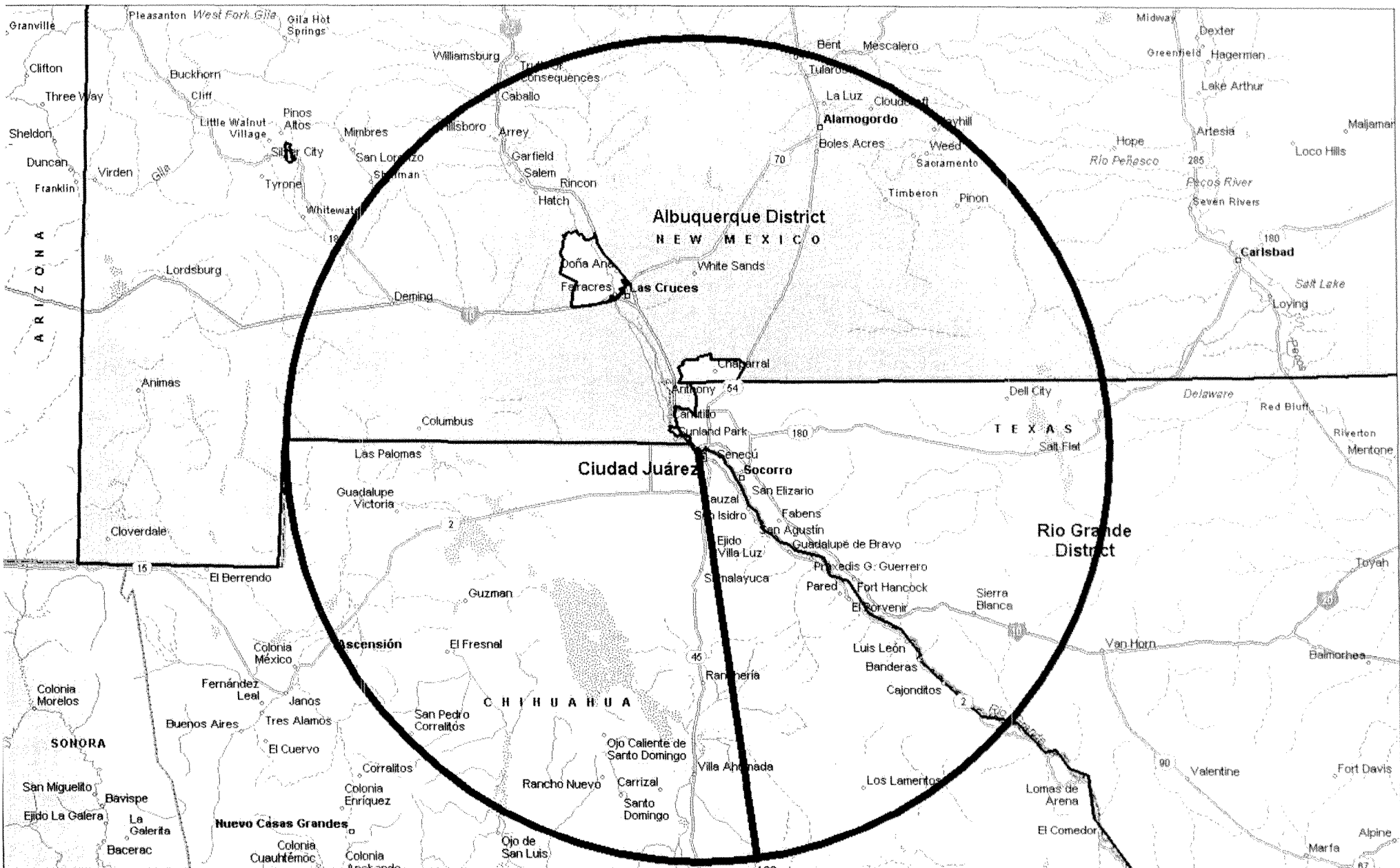
Full Time Regular (FTRs)

a. Current Number of MAIL HANDLER FTRs on Rolls	47
b. Planned Number of MAIL HANDLER FTR Positions After Impact	41
c. Estimated Number of MAIL HANDLER FTR Attrition	2
d. Will there be any MAIL HANDLER FTRs Excessed from Craft or Installation	YES
If Yes how Many MAIL HANDLER FTRs	4
e. Provide Narrative Explaining need for Excessing Workload Reduction	


WorkHour Impact Report-MAIL HANDLER

Preliminary Summary

a. Total Planned Non-OT Reduction per Month for Regulars and PTRs	-1000
b. Planned Reduction in Total OT Hours per Month	-108
c. Planned Reduction in Casual Non-OT Hours per Month	-288
d. Planned Reduction in PTF Non-OT Hours per Month	0
e. Planned Reduction in TE Non-OT Hours per Month	0
e. Total Planned Non-OT Hours per Month	6192
f. Total FTE Savings	-9



Copyright © and (P) 1988–2006 Microsoft Corporation and/or its suppliers. All rights reserved. Portions © 1990–2005 InstallShield Software Corporation. All rights reserved. Certain mapping and direction data © 2005 NAVTEQ. All rights reserved. NAVTEQ and NAVTEQ ON BOARD are trademarks of NAVTEQ. © 2005 Tele Atlas North America, Inc. All rights reserved. Tele Atlas and Tele Atlas North America are trademarks of Tele Atlas, Inc.



April 20, 2009

Certified # 7008 1140 0003 1878 1245

Omar Gonzales,
APWU Western Regional Coordinator
500 Airport Blvd. Suite 450
Burlingame, CA 94010

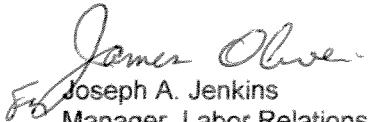
Omar,

Attached is the impact statement for the Rio Grande District that reflects the results of decreased mail volume and reduced workload at the Corpus Christi Post Office. It is anticipated that attrition alone will not be sufficient to avoid excessing outside the craft and/or installation.

<u>Office</u>	<u>Number of Impacted Employees</u>
Corpus Christi Post Office	3 FTR Level 4 Mailhandlers
Corpus Christi Post Office	2 FTR Level 6 Clerks

Based on the attached, this is your notification that full-time residual vacancies in all crafts level 6, and below within this installation and within the surrounding 100 miles will be withheld in accordance with Article 12 of the Collective Bargaining Agreement, up to the number indicated. Any involuntary reassignments necessitated will be effected in accordance with Article 12 of the Collective Bargaining Agreement.

If you have any questions, please contact James Oliver at 504-589-1551.


Joseph A. Jenkins
Manager, Labor Relations

Attachments: Site Impact
Map of Withholding Area

cc: MHR, Rio Grande District
MHR, Albuquerque, District
Complement Coordinator Albuquerque District
Complement Coordinator Rio Grande District
File

WorkHour Impact Report

Impacted Bid Cluster	CORPUS CHRISTI POST OFFICE
Installation Address	
Area Name	SOUTHWEST
Impact Type	Reduction Other Than by Attrition
Date of Impact	10/17/2009
Period (Dates) of Review Performed	03/29/2008 thru 04/10/2009
Report Prepared By	Julie Cervantes
Report Prepared Date	04/20/2009
Reviewed By	Bruno Tristan
Phone	(210) 368-8580

WorkHour Impact Report

Craft = CLERK

	A Current Average Weekly Hrs	B Planned Weekly Hrs	C Weekly Hrs Savings	D Monthly Savings	E Annual Work Hours Savings	F Annual FTE Savings	G Current FTE Yearly Hr Rate
Total	5980	5528	-452	-1808	-23504	-14	1716

OverTime Impact

	Current OT Average Weekly Hrs	Current OT Rate	Planned OT per Week from changes	Additional Planned OT per Week	Percent Planned OT per Week	Planned OT Hours per Week	Planned OT Rate
Total	261	4.4%	-16	0		245	4.4%

WorkHour Impact Report

Casuals

a. Current Number of CLERK Casuals on Rolls	10
b. Current Total Non-OverTime CLERK Casuals Hours per Month	980
c. Planned Reduction in Total Non-OverTime CLERK Casuals Hours per Month	-980
d. Number of CLERK Casuals that will have Reduced Hours	0
e. Number of CLERK Casuals that will be Terminated	-9
f. Number of CLERK Casuals Remaining After Impact	1
g. Provide Narrative Justifying need for Remaining CLERK Casuals	
a	

Part Time Flexible (PTFs)

a. Current Number of CLERK PTFs on Rolls	0
b. Current Total Non-OverTime CLERK PTFs Hours per Month	0
c. Planned Reduction in Total Non-OverTime CLERK PTFs Hours per Month	0
d. Number of CLERK PTFs that will have Reduced Hours	
e. Will there be any CLERK PTFs Excessed from Craft or Installation	NO
If Yes how Many CLERK PTFs	0
f. Provide Narrative Explaining need for Excessing	
a	

Transitional Employees (TEs)

a. Current Number of CLERK TEs on Rolls	0
b. Current Total Non-OverTime CLERK TE Hours per Month	0
c. Planned Reduction in Total Non-OverTime CLERK TE Hours per Month	0
d. Number of CLERK TEs that will have Reduced Hours	0
e. Number of CLERK TEs that will be Terminated	0
f. Number of CLERK TEs Remaining After Impact	0
g. Provide Narrative Justifying need for Remaining CLERK TEs	
a	

WorkHour Impact Report

Part Time Regular (PTRs)

a. Current Number of CLERK PTRs on Rolls	4
b. Planned Number of CLERK PTR Positions after Impact	4
c. Estimated Number of CLERK PTR Attrition	0
d. Will there be any CLERK PTRs Excessed from Craft or Installation	NO
CLERK PTRs	0
e. Provide Narrative Explaining need for Excessing	
a	

Full Time Regular (FTRs)

a. Current Number of CLERK FTRs on Rolls	170
b. Planned Number of CLERK FTR Positions After Impact	165
c. Estimated Number of CLERK FTR Attrition	3
d. Will there be any CLERK FTRs Excessed from Craft or Installation	YES
If Yes how Many CLERK FTRs	2
e. Provide Narrative Explaining need for Excessing	
Reduction due to volume decline	

WorkHour Impact Report-CLERK

Preliminary Summary

a. Total Planned Non-OT Reduction per Month for Regulars and PTRs	-828
b. Planned Reduction in Total OT Hours per Month	-64
c. Planned Reduction in Casual Non-OT Hours per Month	-980
d. Planned Reduction in PTF Non-OT Hours per Month	0
e. Planned Reduction in TE Non-OT Hours per Month	0
e. Total Planned Non-OT Hours per Month	22112
f. Total FTE Savings	-14

WorkHour Impact Report

Craft = MAIL HANDLER

	A Current Average Weekly Hrs	B Planned Weekly Hrs	C Weekly Hrs Savings	D Monthly Savings	E Annual Work Hours Savings	F Annual FTE Savings	G Current FTE Yearly Hr Rate
Total	1263	1083	-180	-720	-9360	-5	1872

OverTime Impact

	Current OT Average Weekly Hrs	Current OT Rate	Planned OT per Week from changes	Additional Planned OT per Week	Percent Planned OT per Week	Planned OT Hours per Week	Planned OT Rate
Total	65	5.1%	-10	0		55	5.1%

WorkHour Impact Report

Casuals

a. Current Number of MAIL HANDLER Casuals on Rolls	1
b. Current Total Non-OverTime MAIL HANDLER Casuals Hours per Month	144
c. Planned Reduction in Total Non-OverTime MAIL HANDLER Casuals Hours per Month	-144
d. Number of MAIL HANDLER Casuals that will have Reduced Hours	0
e. Number of MAIL HANDLER Casuals that will be Terminated	-1
f. Number of MAIL HANDLER Casuals Remaining After Impact	0
g. Provide Narrative Justifying need for Remaining MAIL HANDLER Casuals	
a	

Part Time Flexible (PTFs)

a. Current Number of MAIL HANDLER PTFs on Rolls	3
b. Current Total Non-OverTime MAIL HANDLER PTFs Hours per Month	444
c. Planned Reduction in Total Non-OverTime MAIL HANDLER PTFs Hours per Month	0
d. Number of MAIL HANDLER PTFs that will have Reduced Hours	
e. Will there be any MAIL HANDLER PTFs Excessed from Craft or Installation	NO
If Yes how Many MAIL HANDLER PTFs	0
f. Provide Narrative Explaining need for Excessing	
a	

Transitional Employees (TEs)

a. Current Number of MAIL HANDLER TEs on Rolls	0
b. Current Total Non-OverTime MAIL HANDLER TE Hours per Month	0
c. Planned Reduction in Total Non-OverTime MAIL HANDLER TE Hours per Month	0
d. Number of MAIL HANDLER TEs that will have Reduced Hours	0
e. Number of MAIL HANDLER TEs that will be Terminated	0
f. Number of MAIL HANDLER TEs Remaining After Impact	0
g. Provide Narrative Justifying need for Remaining MAIL HANDLER TEs	
a	

WorkHour Impact Report

Part Time Regular (PTRs)

a. Current Number of MAIL HANDLER PTRs on Rolls	0
b. Planned Number of MAIL HANDLER PTR Positions after Impact	0
c. Estimated Number of MAIL HANDLER PTR Attrition	0
d. Will there be any MAIL HANDLER PTRs Excessed from Craft or Installation	NO
MAIL HANDLER PTRs	0
e. Provide Narrative Explaining need for Excessing	
a	


Full Time Regular (FTRs)

a. Current Number of MAIL HANDLER FTRs on Rolls	31
b. Planned Number of MAIL HANDLER FTR Positions After Impact	27
c. Estimated Number of MAIL HANDLER FTR Attrition	1
d. Will there be any MAIL HANDLER FTRs Excessed from Craft or Installation	YES
If Yes how Many MAIL HANDLER FTRs	3
e. Provide Narrative Explaining need for Excessing	
Reduction due to volume decline	

WorkHour Impact Report-MAIL HANDLER

Preliminary Summary

a. Total Planned Non-OT Reduction per Month for Regulars and PTRs	-576
b. Planned Reduction in Total OT Hours per Month	-40
c. Planned Reduction in Casual Non-OT Hours per Month	-144
d. Planned Reduction in PTF Non-OT Hours per Month	0
e. Planned Reduction in TE Non-OT Hours per Month	0
e. Total Planned Non-OT Hours per Month	4332
f. Total FTE Savings	-5



April 20, 2009

Certified # 7008 1140 0003 1878 1245

Omar Gonzales,
APWU Western Regional Coordinator
500 Airport Blvd. Suite 450
Burlingame, CA 94010

Omar,


Attached is the impact statement for the Rio Grande District that reflects the results of decreased mail volume and reduced workload at the Midland Post Office. It is anticipated that attrition alone will not be sufficient to avoid excessing outside the craft and/or installation.

<u>Office</u>	<u>Number of Impacted Employees</u>
Midland Post Office	5 FTR Level 4 Mailhandlers
Midland Post Office	6 FTR Level 6 Clerks

Based on the attached, this is your notification that full-time residual vacancies in all crafts level 6, and below within this installation and within the surrounding 100 miles will be withheld in accordance with Article 12 of the Collective Bargaining Agreement, up to the number indicated.

Any involuntary reassignments necessitated will be effected in accordance with Article 12 of the Collective Bargaining Agreement.

If you have any questions, please contact James Oliver at 504-589-1551.


Joseph A. Jenkins
Manager, Labor Relations

Attachments: Site Impact
Map of Withholding Area

cc: MHR, Rio Grande District
MHR, Fort Worth, District
Complement Coordinator Fort Worth District
Complement Coordinator Rio Grande District
File

WorkHour Impact Report

Impacted Bid Cluster	MIDLAND POST OFFICE
Installation Address	
Area Name	SOUTHWEST
Impact Type	Reduction Other Than by Attrition
Date of Impact	10/17/2009
Period (Dates) of Review Performed	03/29/2008 thru 04/10/2009
Report Prepared By	Tom Wagner
Report Prepared Date	04/20/2009
Reviewed By	Bruno Tristan
Phone	(210) 388-8580

WorkHour Impact Report

Craft = CLERK

	A Current Average Weekly Hrs	B Planned Weekly Hrs	C Weekly Hrs Savings	D Monthly Savings	E Annual Work Hours Savings	F Annual FTE Savings	G Current FTE Yearly Hr Rate
Total	3748	3309	-439	-1756	-22828	-13	1768

OverTime Impact

	Current OT Average Weekly Hrs	Current OT Rate	Planned OT per Week from changes	Additional Planned OT per Week	Percent Planned OT per Week	Planned OT Hours per Week	Planned OT Rate
Total	167	4.5%	-18	0		149	4.5%

WorkHour Impact Report

Casuals

a. Current Number of CLERK Casuals on Rolls	9
b. Current Total Non-OverTime CLERK Casuals Hours per Month	1248
c. Planned Reduction in Total Non-OverTime CLERK Casuals Hours per Month	-952
d. Number of CLERK Casuals that will have Reduced Hours	0
e. Number of CLERK Casuals that will be Terminated	-7
f. Number of CLERK Casuals Remaining After Impact	2

g. Provide Narrative Justifying need for Remaining CLERK Casuals

Removing casuals due to Excessing. Reduction of Volume.

Part Time Flexible (PTFs)

a. Current Number of CLERK PTFs on Rolls	0
b. Current Total Non-OverTime CLERK PTFs Hours per Month	0
c. Planned Reduction in Total Non-OverTime CLERK PTFs Hours per Month	0
d. Number of CLERK PTFs that will have Reduced Hours	0
e. Will there be any CLERK PTFs Excessed from Craft or Installation	NO
If Yes how Many CLERK PTFs	0

f. Provide Narrative Explaining need for Excessing

Reduction of Volume

Transitional Employees (TEs)

a. Current Number of CLERK TEs on Rolls	0
b. Current Total Non-OverTime CLERK TE Hours per Month	0
c. Planned Reduction in Total Non-OverTime CLERK TE Hours per Month	0
d. Number of CLERK TEs that will have Reduced Hours	0
e. Number of CLERK TEs that will be Terminated	0
f. Number of CLERK TEs Remaining After Impact	0

g. Provide Narrative Justifying need for Remaining CLERK TEs

Reduction of Volume.

WorkHour Impact Report

Part Time Regular (PTRs)

a. Current Number of CLERK PTRs on Rolls	4
b. Planned Number of CLERK PTR Positions after Impact	4
c. Estimated Number of CLERK PTR Attrition	0
d. Will there be any CLERK PTRs Excessed from Craft or Installation	NO
CLERK PTRs	0
e. Provide Narrative Explaining need for Excessing	
Reduction of Volume.	

Full Time Regular (FTRs)

a. Current Number of CLERK FTRs on Rolls	98
b. Planned Number of CLERK FTR Positions After Impact	92
c. Estimated Number of CLERK FTR Attrition	0
d. Will there be any CLERK FTRs Excessed from Craft or Installation	YES
If Yes how Many CLERK FTRs	6
e. Provide Narrative Explaining need for Excessing	
Attrition Rate in past 12 months only 2 have retired. Reduction of Volume.	

WorkHour Impact Report-CLERK

Preliminary Summary

a. Total Planned Non-OT Reduction per Month for Regulars and PTRs	-804
b. Planned Reduction in Total OT Hours per Month	-72
c. Planned Reduction in Casual Non-OT Hours per Month	-952
d. Planned Reduction in PTF Non-OT Hours per Month	0
e. Planned Reduction in TE Non-OT Hours per Month	0
e. Total Planned Non-OT Hours per Month	13236
f. Total FTE Savings	-13

WorkHour Impact Report

Craft = MAIL HANDLER

	A Current Average Weekly Hrs	B Planned Weekly Hrs	C Weekly Hrs Savings	D Monthly Savings	E Annual Work Hours Savings	F Annual FTE Savings	G Current FTE Yearly Hr Rate
Total	581	408	-173	-692	-8996	-5	1768

OverTime Impact

	Current OT Average Weekly Hrs	Current OT Rate	Planned OT per Week from changes	Additional Planned OT per Week	Percent Planned OT per Week	Planned OT Hours per Week	Planned OT Rate
Total	93	16%	-25	0		68	16.7%

WorkHour Impact Report

Casuals

a. Current Number of MAIL HANDLER Casuals on Rolls	0
b. Current Total Non-OverTime MAIL HANDLER Casuals Hours per Month	0
c. Planned Reduction in Total Non-OverTime MAIL HANDLER Casuals Hours per Month	0
d. Number of MAIL HANDLER Casuals that will have Reduced Hours	0
e. Number of MAIL HANDLER Casuals that will be Terminated	0
f. Number of MAIL HANDLER Casuals Remaining After Impact	0
g. Provide Narrative Justifying need for Remaining MAIL HANDLER Casuals	
Excessing and Reduction of Volume.	

Part Time Flexible (PTFs)

a. Current Number of MAIL HANDLER PTFs on Rolls	3
b. Current Total Non-OverTime MAIL HANDLER PTFs Hours per Month	420
c. Planned Reduction in Total Non-OverTime MAIL HANDLER PTFs Hours per Month	-12
d. Number of MAIL HANDLER PTFs that will have Reduced Hours	3
e. Will there be any MAIL HANDLER PTFs Excessed from Craft or Installation	NO
If Yes how Many MAIL HANDLER PTFs	0
f. Provide Narrative Explaining need for Excessing	
Reduction of Volume	

Transitional Employees (TEs)

a. Current Number of MAIL HANDLER TEs on Rolls	0
b. Current Total Non-OverTime MAIL HANDLER TE Hours per Month	0
c. Planned Reduction in Total Non-OverTime MAIL HANDLER TE Hours per Month	0
d. Number of MAIL HANDLER TEs that will have Reduced Hours	0
e. Number of MAIL HANDLER TEs that will be Terminated	0
f. Number of MAIL HANDLER TEs Remaining After Impact	0
g. Provide Narrative Justifying need for Remaining MAIL HANDLER TEs	
Reduction of Volume.	

WorkHour Impact Report

Part Time Regular (PTRs)

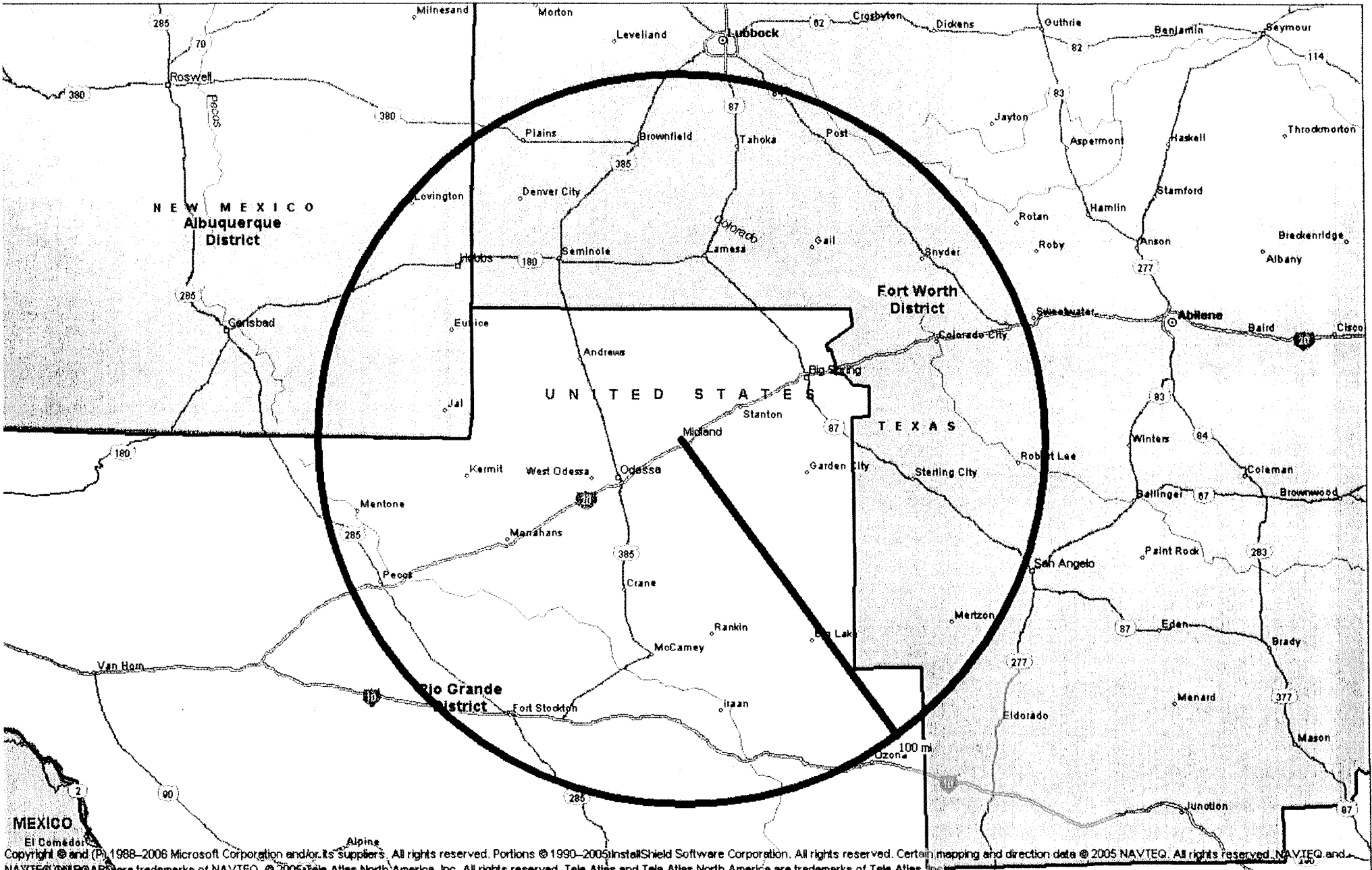
a. Current Number of MAIL HANDLER PTRs on Rolls	0
b. Planned Number of MAIL HANDLER PTR Positions after Impact	0
c. Estimated Number of MAIL HANDLER PTR Attrition	0
d. Will there be any MAIL HANDLER PTRs Excessed from Craft or Installation	NO
MAIL HANDLER PTRs	0
e. Provide Narrative Explaining need for Excessing	
Reduction of Volume.	

Full Time Regular (FTRs)

a. Current Number of MAIL HANDLER FTRs on Rolls	14
b. Planned Number of MAIL HANDLER FTR Positions After Impact	9
c. Estimated Number of MAIL HANDLER FTR Attrition	0
d. Will there be any MAIL HANDLER FTRs Excessed from Craft or Installation	YES
If Yes how Many MAIL HANDLER FTRs	5
e. Provide Narrative Explaining need for Excessing	
5 positions withheld due to Excessing because of Reduction of Volume.	

WorkHour Impact Report-MAIL HANDLER**Preliminary Summary**

a. Total Planned Non-OT Reduction per Month for Regulars and PTRs	-680
b. Planned Reduction in Total OT Hours per Month	-100
c. Planned Reduction in Casual Non-OT Hours per Month	0
d. Planned Reduction in PTF Non-OT Hours per Month	-12
e. Planned Reduction in TE Non-OT Hours per Month	0
e. Total Planned Non-OT Hours per Month	1632
f. Total FTE Savings	-5



Copyright © and (P) 1988–2006 Microsoft Corporation and/or its suppliers. All rights reserved. Portions © 1990–2005 InstallShield Software Corporation. All rights reserved. Certain mapping and direction data © 2005 NAVTEQ. All rights reserved. NAVTEQ and NAVTEQ ON BOARD are trademarks of NAVTEQ. © 2005 Tele Atlas North America, Inc. All rights reserved. Tele Atlas and Tele Atlas North America are trademarks of Tele Atlas, Inc.