


MANAGER, HUMAN RESOURCES  
PACIFIC AREA



April 12, 2011

Omar Gonzalez  
Western Regional Coordinator, APWU  
1350 Old Bayshore HWY. Suite 360  
Burlingame, CA 94010



To:  Pacific Area Local(s)  
 Western Area Local(s)  
 So. West Area Local(s)

- Withholding Info
- Staffing Issue(s)
- Status Update
- Grievance Administration
- Please review, take action and reduce issues to writing
- Comments

**Omar M. Gonzalez, Coordinator**

This is to advise you of the intent of the Sierra Coastal District to utilize the provisions of Article 12.5.C.5 and Article 12.5.C.6 of the National Agreement to involuntarily reassign one hundred thirteen (113) full-time clerks from the craft and/or installation at the Oxnard Bid Installation (Events 25607 & 25664).

Seventy-nine (79) of the one hundred thirteen (113) full-time clerks will be excessed to the Santa Barbara plant in an unencumbered status under the provisions of Article 12.5.C.6, Centralized Mail Processing and/or Delivery Installation. At the conclusion of 180 days from the date the first full-time employee is involuntarily reassigned to Santa Barbara, new bids associated with the transferred workload and current vacancies will be posted for bid to all full-time clerks at the Santa Barbara bid installation.

The remaining thirty four (34) full-time clerks will be involuntarily reassigned to withheld/residual assignments in the clerk craft and other crafts within a fifty (50) mile radius of the impacted site. The basis for this action is an approved AMP to relocate all mail processing activities from the Oxnard P&DF to the Santa Barbara P&DC.

The impacted employees will be notified of their involuntary reassignments by separate letter. The placement process would normally not begin before October 14, 2011; however, the loss of workload nationally and the financials of the Postal Service may make it necessary to begin the placement process in advance of that date. It may also be necessary to utilize the provisions of Article 7.2.B of the National Agreement to detail the impacted employees during the notice period in order to provide them with a work opportunity.

By copy of this notice, we are authorizing the withholding of thirty four (34) full-time residual assignments in the clerk, carrier, custodial and mail handler crafts in plants and post offices within a 50 mile radius of the impacted site.

Attached for your review are copies of the automated impact statements (AIR) for Events 25654 and 25607, the AMP package, a list of sites where withholding is authorized, a map showing the distance between the Oxnard P&DF and the Santa Barbara P&DC as 51.2 miles and the route to be followed and a list of the junior impacted employees.

Please add this impact to the agenda for the next meeting.

Bridget Reinhold  
Manager, Labor Relations/A

**Attachments**

11255 RANCHO CARMEL DR. RM. 227  
SAN DIEGO, CA 92197-4400  
PHONE: 858-674-3180  
FAX: 858-674-3131

cc: Area Manager, Operations Support  
Area Manager, Finance  
Area, Manager, Human Resources  
District Manager, Sierra Coastal  
Area Complement Coordinator with attachments  
Manager, Human Resources, Sierra Coastal District with attachments  
District Complement Coordinator with attachments  
C. Jackson – NALC with attachments  
R. Siu – NPMHU with attachments  
HRA 1 with attachments  
File Copy with attachments

# WorkHour Impact Report

<b>Impacted Bid Cluster</b>	OXNARD POST OFFICE
<b>Installation Address</b>	
<b>Area Name</b>	PACIFIC
<b>Impact Type</b>	CMP/Delivery to Existing Installation
<b>Date of Impact</b>	10/15/2011
<b>Period (Dates) of Review Performed</b>	04/10/2010 thru 04/15/2011
<b>Report Prepared By</b>	Lisa Diniakos
<b>Report Prepared Date</b>	04/12/2011
<b>Reviewed By</b>	Kerry Wolny
<b>Phone</b>	(661) 775-6500

# WorkHour Impact Report

Craft = CLERK

	A	B	C	D	E	F	G
	Current Average Weekly Hrs	Planned Weekly Hrs	Weekly Hrs Savings	Monthly Savings	Annual Work Hours Savings	Annual FTE Savings	Current FTE Yearly Hr Rate
Total	5327	2637	-2690	-10760	-139880	-79	1768

## OverTime Impact

	Current OT Average Weekly Hrs	Current OT Rate	Planned OT per Week from changes	Additional Planned OT per Week	Percent Planned OT per Week	Planned OT Hours per Week	Planned OT Rate
Total	75	1.4%	-46.5	0		29	1.1%

# WorkHour Impact Report

## Casuals

a. Current Number of CLERK Casuals on Rolls	0
b. Current Total Non-OverTime CLERK Casuals Hours per Month	0
c. Planned Reduction in Total Non-OverTime CLERK Casuals Hours per Month	0
d. Number of CLERK Casuals that will have Reduced Hours	0
e. Number of CLERK Casuals that will be Terminated	0
f. Number of CLERK Casuals Remaining After Impact	0
g. Provide Narrative Justifying need for Remaining CLERK Casuals	

There are no casuals in the Oxnard Installation.

## Part Time Flexible (PTFs)

a. Current Number of CLERK PTFs on Rolls	0
b. Current Total Non-OverTime CLERK PTFs Hours per Month	0
c. Planned Reduction in Total Non-OverTime CLERK PTFs Hours per Month	0
d. Number of CLERK PTFs that will have Reduced Hours	0
e. Will there be any CLERK PTFs Excessed from Craft or Installation	NO
If Yes how Many CLERK PTFs	0

f. Provide Narrative Explaining need for Excessing

There are no PTF clerks in 200-MY Installations.

## Transitional Employees (TEs)

a. Current Number of CLERK TEs on Rolls	0
b. Current Total Non-OverTime CLERK TE Hours per Month	0
c. Planned Reduction in Total Non-OverTime CLERK TE Hours per Month	0
d. Number of CLERK TEs that will have Reduced Hours	0
e. Number of CLERK TEs that will be Terminated	0
f. Number of CLERK TEs Remaining After Impact	0
g. Provide Narrative Justifying need for Remaining CLERK TEs	

There are not TEs in the Clerk Craft.

# WorkHour Impact Report

## Part Time Regular (PTRs)

a. Current Number of CLERK PTRs on Rolls	6
b. Planned Number of CLERK PTR Positions after Impact	6
c. Estimated Number of CLERK PTR Attrition	0
d. Will there be any CLERK PTRs Excessed from Craft or Installation	NO
CLERK PTRs	0
e. Provide Narrative Explaining need for Excessing	
PTR workhours will remain the same.	

## Full Time Regular (FTRs)

a. Current Number of CLERK FTRs on Rolls	151
b. Planned Number of CLERK FTR Positions After Impact	72
c. Estimated Number of CLERK FTR Attrition	0
d. Will there be any CLERK FTRs Excessed from Craft or Installation	YES
If Yes how Many CLERK FTRs	79
e. Provide Narrative Explaining need for Excessing	
A transfer of all destinating operations from Oxnard PDF to SB PDC will reduce 75 LVL-6 and 4 LVL-7 clerks from the craft/installation.	

## WorkHour Impact Report-CLERK

### Preliminary Summary

a. Total Planned Non-OT Reduction per Month for Regulars and PTRs	-10760
b. Planned Reduction in Total OT Hours per Month	-186
c. Planned Reduction in Casual Non-OT Hours per Month	0
d. Planned Reduction in PTF Non-OT Hours per Month	0
e. Planned Reduction in TE Non-OT Hours per Month	0
e. Total Planned Non-OT Hours per Month	10548
f. Total FTE Savings	-79

# WorkHour Impact Report

<b>Impacted Bid Cluster</b>	OXNARD POST OFFICE
<b>Installation Address</b>	
<b>Area Name</b>	PACIFIC
<b>Impact Type</b>	Reduction Other Than by Attrition
<b>Date of Impact</b>	10/15/2011
<b>Period (Dates) of Review Performed</b>	04/10/2010 thru 04/15/2011
<b>Report Prepared By</b>	Lisa Diniakos
<b>Report Prepared Date</b>	04/12/2011
<b>Reviewed By</b>	Kerry Wolny
<b>Phone</b>	(661) 775-6500

# WorkHour Impact Report

Craft = CLERK

	A	B	C	D	E	F	G
	Current Average Weekly Hrs	Planned Weekly Hrs	Weekly Hrs Savings	Monthly Savings	Annual Work Hours Savings	Annual FTE Savings	Current FTE Yearly Hr Rate
Total	5327	4173	-1154	-4616	-60008	-34	1768

## OverTime Impact

	Current OT Average Weekly Hrs	Current OT Rate	Planned OT per Week from changes	Additional Planned OT per Week	Percent Planned OT per Week	Planned OT Hours per Week	Planned OT Rate
Total	75	1.4%	-24.8	0		50	1.2%

# WorkHour Impact Report

## Casuals

- a. Current Number of CLERK Casuals on Rolls 0
- b. Current Total Non-OverTime CLERK Casuals Hours per Month 0
- c. Planned Reduction in Total Non-OverTime CLERK Casuals Hours per Month 0
- d. Number of CLERK Casuals that will have Reduced Hours 0
- e. Number of CLERK Casuals that will be Terminated 0
- f. Number of CLERK Casuals Remaining After Impact 0
- g. Provide Narrative Justifying need for Remaining CLERK Casuals

There are no casuals working in Oxnard Installation.

## Part Time Flexible (PTFs)

- a. Current Number of CLERK PTFs on Rolls 0
- b. Current Total Non-OverTime CLERK PTFs Hours per Month 0
- c. Planned Reduction in Total Non-OverTime CLERK PTFs Hours per Month 0
- d. Number of CLERK PTFs that will have Reduced Hours 0
- e. Will there be any CLERK PTFs Excessed from Craft or Installation NO
- If Yes how Many CLERK PTFs 0
- f. Provide Narrative Explaining need for Excessing

There are no PTFs in a 200-MY installation.

## Transitional Employees (TEs)

- a. Current Number of CLERK TEs on Rolls 0
- b. Current Total Non-OverTime CLERK TE Hours per Month 0
- c. Planned Reduction in Total Non-OverTime CLERK TE Hours per Month 0
- d. Number of CLERK TEs that will have Reduced Hours 0
- e. Number of CLERK TEs that will be Terminated 0
- f. Number of CLERK TEs Remaining After Impact 0
- g. Provide Narrative Justifying need for Remaining CLERK TEs

There are no TE clerks in the Oxnard installation.

# WorkHour Impact Report

## Part Time Regular (PTRs)

a. Current Number of CLERK PTRs on Rolls	6
b. Planned Number of CLERK PTR Positions after Impact	6
c. Estimated Number of CLERK PTR Attrition	0
d. Will there be any CLERK PTRs Excessed from Craft or Installation	NO
CLERK PTRs	0
e. Provide Narrative Explaining need for Excessing	
PTR workhours will remain the same.	

## Full Time Regular (FTRs)

a. Current Number of CLERK FTRs on Rolls	151
b. Planned Number of CLERK FTR Positions After Impact	117
c. Estimated Number of CLERK FTR Attrition	0
d. Will there be any CLERK FTRs Excessed from Craft or Installation	YES
If Yes how Many CLERK FTRs	34
e. Provide Narrative Explaining need for Excessing	

A Baseline Staffing for Oxnard PDF will reduce 34 full time LVL-6 clerks from the craft/installation.

# WorkHour Impact Report-CLERK

## Preliminary Summary

a. Total Planned Non-OT Reduction per Month for Regulars and PTRs	-4616
b. Planned Reduction in Total OT Hours per Month	-99
c. Planned Reduction in Casual Non-OT Hours per Month	0
d. Planned Reduction in PTF Non-OT Hours per Month	0
e. Planned Reduction in TE Non-OT Hours per Month	0
e. Total Planned Non-OT Hours per Month	16692
f. Total FTE Savings	-34

# 24 Hour Clock

Last Saved: March 11, 2011

Losing Facility Name and Type: Oxnard P&DF

Current 3D ZIP Code(s): 930

Type of Distribution to Consolidate: Destinating

Gaining Facility Name and Type: Santa Barbara

Current 3D ZIP Code(s): 931,934

24 Hour Indicator Report			80%	100%	100%	100%	Millions	100%	100%	86.9%
Weekly Trips Beginning Day		Facility	Cancelled by 2000 Data Source = EDW/MC/RS	OCP Cleared by 2300 Data Source = EDW/EOR	OCS Cleared by 2400 Data Source = EDW/EOR	MVP Cleared by 2400 Data Source = EDW/EOR	MVP Volume On Hand at 2400 Data Source = EDW/MC/RS	Mail Assigned Commercial / FedEx By 0230 Data Source = EDW/SASS	DPS 2nd Pass Cleared by 0700 Data Source = EDW/EOR	Trips On-Time 0400 - 0900 Data Source = EDW/TIMES
	%									
10-Apr	SAT 10/10	OXNARD P&DF					#VALUE!			
17-Apr	SAT 17/17	OXNARD P&DF					#VALUE!			
24-Apr	SAT 24/24	OXNARD P&DF					#VALUE!			
1-May	SAT 1/5	OXNARD P&DF					#VALUE!			
8-May	SAT 8/8	OXNARD P&DF					#VALUE!			
15-May	SAT 15/15	OXNARD P&DF					#VALUE!			
22-May	SAT 22/22	OXNARD P&DF					#VALUE!			
29-May	SAT 29/29	OXNARD P&DF					#VALUE!			
5-Jun	SAT 5/5	OXNARD P&DF					#VALUE!			
12-Jun	SAT 12/12	OXNARD P&DF					#VALUE!			
19-Jun	SAT 19/19	OXNARD P&DF					#VALUE!			
26-Jun	SAT 26/26	OXNARD P&DF					#VALUE!			
3-Jul	SAT 3/3	OXNARD P&DF					#VALUE!			
10-Jul	SAT 10/10	OXNARD P&DF					#VALUE!			
17-Jul	SAT 17/17	OXNARD P&DF					#VALUE!			
24-Jul	SAT 24/24	OXNARD P&DF					#VALUE!			
31-Jul	SAT 31/31	OXNARD P&DF					#VALUE!			
7-Aug	SAT 7/7	OXNARD P&DF					#VALUE!			
14-Aug	SAT 14/14	OXNARD P&DF					#VALUE!			
21-Aug	SAT 21/21	OXNARD P&DF					#VALUE!			
28-Aug	SAT 28/28	OXNARD P&DF					#VALUE!			
24 Hour Indicator Report			80%	100%	100%	100%	Millions	100%	100%	86.9%
Weekly Trips Beginning Day		Facility	Cancelled by 2000 Data Source = EDW/MC/RS	OCP Cleared by 2300 Data Source = EDW/EOR	OCS Cleared by 2400 Data Source = EDW/EOR	MVP Cleared by 2400 Data Source = EDW/EOR	MVP Volume On Hand at 2400 Data Source = EDW/MC/RS	Mail Assigned Commercial / FedEx By 0230 Data Source = EDW/SASS	DPS 2nd Pass Cleared by 0700 Data Source = EDW/EOR	Trips On-Time 0400 - 0900 Data Source = EDW/TIMES
	%									
10-Apr	SAT 10/10	SANTA BARBARA P&DC	79.7%				0.1			
17-Apr	SAT 17/17	SANTA BARBARA P&DC					0.0			
24-Apr	SAT 24/24	SANTA BARBARA P&DC					0.0			
1-May	SAT 1/5	SANTA BARBARA P&DC					0.0			
8-May	SAT 8/8	SANTA BARBARA P&DC					0.0			
15-May	SAT 15/15	SANTA BARBARA P&DC	75.7%				0.1			
22-May	SAT 22/22	SANTA BARBARA P&DC					0.1			
29-May	SAT 29/29	SANTA BARBARA P&DC					0.0			
5-Jun	SAT 5/5	SANTA BARBARA P&DC					0.0			
12-Jun	SAT 12/12	SANTA BARBARA P&DC	77.3%				0.1			
19-Jun	SAT 19/19	SANTA BARBARA P&DC					0.0			
26-Jun	SAT 26/26	SANTA BARBARA P&DC	75.2%				0.0			
3-Jul	SAT 3/3	SANTA BARBARA P&DC					0.1			
10-Jul	SAT 10/10	SANTA BARBARA P&DC					0.0			
17-Jul	SAT 17/17	SANTA BARBARA P&DC					0.0			
24-Jul	SAT 24/24	SANTA BARBARA P&DC	78.2%				0.0			
31-Jul	SAT 31/31	SANTA BARBARA P&DC	75.4%				0.1			
7-Aug	SAT 7/7	SANTA BARBARA P&DC	79.5%				0.0			
14-Aug	SAT 14/14	SANTA BARBARA P&DC	78.4%				0.1			
21-Aug	SAT 21/21	SANTA BARBARA P&DC	77.8%				0.1			
28-Aug	SAT 28/28	SANTA BARBARA P&DC					0.0			

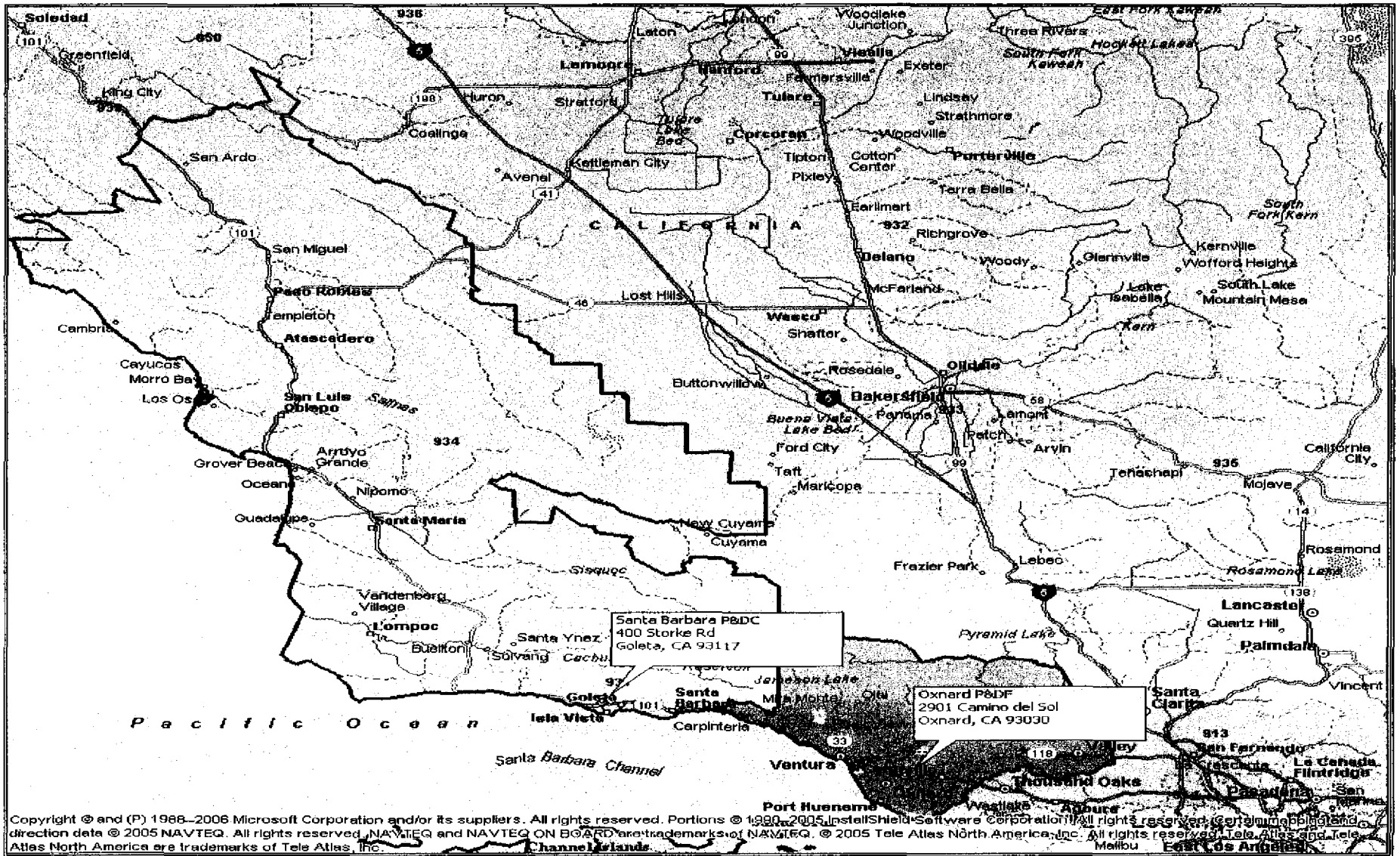
rev 04/2/2008



Last Saved: March 11, 2011

**Losing Facility Name and Type:** Oxnard P&DF  
**Current 3D ZIP Code(s):** 930  
**Miles to Gaining Facility:** 50.4

**Gaining Facility Name and Type:** Santa Barbara  
**Current 3D ZIP Code(s):** 931,934



Copyright © and (P) 1988–2006 Microsoft Corporation and/or its suppliers. All rights reserved. Portions © 1999–2005, InstallShield Software Corporation. All rights reserved. © 2005 NAVTEQ. All rights reserved. NAVTEQ and NAVTEQ ON BOARD are trademarks of NAVTEQ. © 2005 Tele Atlas North America, Inc. All rights reserved. Tele Atlas and Tele Atlas North America are trademarks of Tele Atlas, Inc.

rev 03/20/2008

# Service Standard Impacts

Last Saved: March 11, 2011

Losing Facility: Oxnard P&DF

Losing Facility 3D ZIP Code(s): 930

Gaining Facility 3D ZIP Code(s): 931,934

Based on report prepared by Network Integration Support dated: 12/2/2010

Service Standard Changes - Average Daily Volume (data obtained from ODIS is derived from sampling and may vary from actual volume)																
	FCM						PRI		PER *		STD *		PSVC		ALL CLASSES	
	Overnight	% Change	All Others	% Change	Total	% Change	All	% Change	All	% Change	All	% Change	All	% Change	All	% Change
UPGRADE	7,595	3.0%	0	0.0%	7,595	0.9%	32	0.2%	0	0.0%	0	0.0%	27	0.5%	7,654	0.9%
DOWNGRADE	3,623	1.4%	0	0.0%	3,623	0.4%	28	0.2%	0	0.0%	0	0.0%	0	0.0%	3,651	0.4%
TOTAL	11,218	4.4%	0	0.0%	11,218	1.3%	60	0.4%	0	0.0%	0	0.0%	27	0.5%	11,305	1.3%
NET UP+NO CHNG	248947	1.6%	590135	0.0%	839082	0.5%	15,173	0.0%	0	0.0%	0	0.0%	5,209	0.5%	859,464	0.5%
VOLUME TOTAL	252,570		590,135		842,705		15,201						5,209		863,115	

\* - Periodical and Standard mail origin 3-digit ZIP Code to destination 3-digit ZIP Code volume is not available

Selected summary fields are transferred to the *Executive Summary*

Service Standard Changes - Pairs																
	FCM						PRI		PER		STD		PSVC		ALL CLASSES	
	Overnight	% Change	All Others	% Change	Total	% Change	All	% Change	All	% Change	All	% Change	All	% Change	All	% Change
UPGRADE	1	5.3%	0	0.0%	1	0.0%	1	0.0%	3	0.1%	2	0.1%	2	0.1%	9	0.1%
DOWNGRADE	3	15.8%	0	0.0%	3	0.1%	3	0.1%	3	0.1%	0	0.0%	0	0.0%	9	0.1%
TOTAL	4	21.1%	0	0.0%	4	0.2%	4	0.2%	6	0.2%	2	0.1%	2	0.1%	18	0.1%
NET	(2)	-10.5%	0	0.0%	(2)	-0.1%	(2)	-0.1%	0	0.0%	2	0.1%	2	0.1%	0	0.0%

Notes:

---



---



---



---

rev 10/16/2009



[Home](#) | [Help](#) | [Back to Selection Criteria Page](#)

**Service Standard Directory  
Comparison of Service Standards for All Mail Classes for Two ZIP Codes**

Destination ZIP Code One: 930 OXNARD CA  
Destination ZIP Code Two: 931 SANTA BARBARA CA

Origin ZIP Code	Origin Name	Destination 930 FCM Days	Destination 931 FCM Days	Destination 930 PRI Days	Destination 931 PRI Days	Destination 930 PER Days	Destination 931 PER Days	Destination 930 STD Days	Destination 931 STD Days	Destination 930 PKG Days	Destination 931 PKG Days
910	PASADENA CA	01	02	01	02	02	03	04	04	03	03
911	PASADENA CA	01	02	01	02	02	03	04	04	03	03
912	PASADENA CA	01	02	01	02	02	03	04	04	03	03
931	SANTA BARBARA CA	01	01	01	01	02	01	06	03	03	02
934	SANTA BARBARA CA	01	01	01	01	02	01	06	03	03	02

[Top of the Report](#)

Report Date: Fri Mar 11 10:26:30 CST 2011

*Brought to you by Information Technology*  
USPS Service Standard Directory Web Version 1.2  
Fri Mar 11 10:26:30 CST 2011  
Contact: [SSD@usps.gov](mailto:SSD@usps.gov)

Workhour C - Current

Last Saved: March 11, 2011

Losing Facility: Oxnard P&DF

Gaining Facility: Santa Barbara

Date Range of Data: 07/01/09 <<==== :====>> 06/30/10

Losing Current Workhour Rate by LDC			
LOC	Function 1	LOC	Function 4
11	\$48.41	41	\$0.00
12	\$40.47	42	\$0.00
13	\$34.20	43	\$0.00
14	\$36.59	44	\$0.00
15	\$35.12	45	\$0.00
16	\$0.00	46	\$0.00
17	\$41.20	47	\$0.00
18	\$37.62	48	\$0.00

Gaining Current Workhour Rate by LDC			
LOC	Function 1	LOC	Function 4
11	\$40.32	41	\$0.00
12	\$46.08	42	\$0.00
13	\$43.55	43	\$0.00
14	\$39.14	44	\$0.00
15	\$34.14	45	\$33.31
16	\$0.00	46	\$0.00
17	\$41.43	47	\$0.00
18	\$38.67	48	\$33.97

(1) Current Operation Numbers	(2) % Moved to Gaining	(3) Current Annual FHP Volume	(4) Current Annual TPH or NATPH Volume	(5) Current Annual Workhours	(6) Current Productivity (TPH or NATPH)	(7) Current Annual Workhour Costs
009	100.0%	0	172,764	0	No Calc	\$0
022	100.0%	0	2,533,039	0	No Calc	\$0
035	100.0%	0	44,290,440	12,953	3,419	\$533,664
044	100.0%	4,574,869	4,653,537	5,507	845	\$201,510
074	100.0%	1,733,941	1,748,686	4,405	397	\$161,190
112	100.0%	0	5,402,598	1,631	3,313	\$67,180
117	100.0%	0	3,776,660	1,210	3,120	\$49,868
122	100.0%	0	239,016	257	929	\$10,601
130	100.0%	2,116,187	2,116,187	4,707	450	\$172,219
180	100.0%	0	4,794,665	10,143	473	\$417,885
181	100.0%	0	0	2,294	No Calc	\$94,499
185	100.0%	0	12,756,478	2,050	6,221	\$84,475
200	100.0%	188,502	188,502	310	608	\$11,351
211	100.0%	0	52,681	18,851	3	\$776,637
213	100.0%	0	0	86	No Calc	\$3,531
229	100.0%	0	0	7,988	No Calc	\$329,105
230	100.0%	0	0	300	No Calc	\$12,356
231	100.0%	0	0	13,470	No Calc	\$554,956
233	100.0%	0	103,966	1,704	61	\$64,115
235	100.0%	0	0	15	No Calc	\$618
284	100.0%	4,403,171	4,526,898	530	8,541	\$25,659
321	100.0%	0	1,392,929	5,547	251	\$202,989
322	100.0%	0	388,113	901	431	\$32,951
326	100.0%	175	175	0	No Calc	\$0
334	100.0%	1,971,614	1,994,450	1,228	1,624	\$49,700
336	100.0%	33,163,332	35,799,953	19,734	1,814	\$798,630
337	100.0%	1,623,260	1,623,260	1,195	1,358	\$48,361
340	100.0%	0	0	7	No Calc	\$245
547	100.0%	0	0	170	No Calc	\$6,384
549	100.0%	0	0	427	No Calc	\$16,059
555	100.0%	0	0	171	No Calc	\$6,433
560	100.0%	0	0	2,476	No Calc	\$93,125
585	100.0%	0	22,976	3,185	7	\$119,792
607	100.0%	0	0	244	No Calc	\$9,179
612	100.0%	0	0	13	No Calc	\$504
618	100.0%	0	497,761	2,212	225	\$75,656
619	100.0%	0	598,043	6,254	96	\$213,878
630	100.0%	0	0	97	No Calc	\$3,645
677	100.0%	0	0	3,598	No Calc	\$135,346
816	100.0%	712,551	736,034	549	1,340	\$22,222
817	100.0%	79,009	79,009	40	2,000	\$1,599

(8) Current Operation Numbers	(9) % Moved to Losing	(10) Current Annual FHP Volume	(11) Current Annual TPH or NATPH Volume	(12) Current Annual Workhours	(13) Current Productivity (TPH or NATPH)	(14) Current Annual Workhour Costs
009		0	0	0	No Calc	\$0
022		0	3,079,551	0	No Calc	\$0
035		0	48,550,945	8,340	5,821	\$345,528
044		4,286,017	4,579,185	4,330	1,057	\$169,487
074		436,037	476,867	5,875	81	\$229,964
112		0	0	4	No Calc	\$145
117		0	0	31	No Calc	\$1,301
122		0	0	620	No Calc	\$25,694
130		0	0	0	No Calc	\$0
180		0	441,994	4,876	91	\$201,990
181		0	0	0	No Calc	\$0
185		0	293,155	838	350	\$34,717
200		0	0	0	No Calc	\$0
211		0	0	0	No Calc	\$0
213		0	0	0	No Calc	\$0
229		0	0	23,990	No Calc	\$993,890
230		0	0	3,688	No Calc	\$152,789
231		0	0	9,146	No Calc	\$378,923
233		0	99,247	807	123	\$31,190
235		0	0	0	No Calc	\$0
284		261,180	267,524	52	5,105	\$2,113
321		0	0	0	No Calc	\$0
322		0	0	0	No Calc	\$0
326		0	0	0	No Calc	\$0
334		1,748,134	1,892,459	361	5,241	\$16,640
336		38,437,977	41,279,711	25,164	1,640	\$1,159,576
337		962,743	963,601	232	4,153	\$10,691
340		0	0	52	No Calc	\$1,999
547		0	0	292	No Calc	\$11,285
549		0	0	258	No Calc	\$9,981
555		0	0	0	No Calc	\$0
560		0	0	1,263	No Calc	\$48,840
585		0	31,170	3,771	8	\$145,847
607		0	0	385	No Calc	\$14,897
612		0	0	199	No Calc	\$7,680
618		0	830,336	437	1,901	\$19,028
619		0	587,451	7,490	78	\$326,191
630		0	0	0	No Calc	\$0
677		0	0	0	No Calc	\$0
336dup		0	0	0	No Calc	\$0
337dup		0	0	0	No Calc	\$0





Workhour Cost Proposed

Last Saved: March 11, 2011

Losing Facility: Oxnard P&DF

Gaining Facility: Santa Barbara

(1) Proposed Operation Numbers	(2) Proposed Annual FHP Volume	(3) Proposed Annual TPH or NATPH Volume	(4) Proposed Annual Workhours	(5) Proposed Productivity (TPH or NATPH)	(6) Proposed Annual Workhour Costs
009	0	0	0	No Calc	\$0
022	0	0	0	No Calc	\$0
035	0	0	0	No Calc	\$0
044	0	0	0	No Calc	\$0
074	0	0	0	No Calc	\$0
112	0	0	0	No Calc	\$0
117	0	0	0	No Calc	\$0
122	0	0	0	No Calc	\$0
130	0	0	0	No Calc	\$0
180	0	0	0	No Calc	\$0
181	0	0	0	No Calc	\$0
185	0	0	0	No Calc	\$0
200	0	0	0	No Calc	\$0
211	0	0	0	No Calc	\$0
213	0	0	0	No Calc	\$0
229	0	0	0	No Calc	\$0
230	0	0	0	No Calc	\$0
231	0	0	0	No Calc	\$0
233	0	0	0	No Calc	\$0
235	0	0	0	No Calc	\$0
284	0	0	0	No Calc	\$0
321	0	0	0	No Calc	\$0
322	0	0	0	No Calc	\$0
326	0	0	0	No Calc	\$0
334	0	0	0	No Calc	\$0
336	0	0	0	No Calc	\$0
337	0	0	0	No Calc	\$0
340	0	0	0	No Calc	\$0
547	0	0	0	No Calc	\$0
549	0	0	0	No Calc	\$0
555	0	0	0	No Calc	\$0
560	0	0	0	No Calc	\$0
585	0	0	0	No Calc	\$0
607	0	0	0	No Calc	\$0
612	0	0	0	No Calc	\$0
618	0	0	0	No Calc	\$0
619	0	0	0	No Calc	\$0
630	0	0	0	No Calc	\$0
677	0	0	0	No Calc	\$0
816	0	0	0	No Calc	\$0
817	0	0	0	No Calc	\$0
893	0	0	0	No Calc	\$0
894	0	0	0	No Calc	\$0
896	0	0	0	No Calc	\$0
918	0	0	0	No Calc	\$0
919	0	0	0	No Calc	\$0
				No Calc	\$0
				No Calc	\$0
				No Calc	\$0
				No Calc	\$0

(7) Proposed Operation Numbers	(8) Proposed Annual FHP Volume	(9) Proposed Annual TPH or NATPH Volume	(10) Proposed Annual Workhours	(11) Proposed Productivity (TPH or NATPH)	(12) Proposed Annual Workhour Costs
009	0	172,764	0	No Calc	\$0
022	0	5,612,590	0	No Calc	\$0
035	0	92,841,385	21,245	4,370.0	\$880,165
044	8,840,886	9,232,722	9,818	940.4	\$384,280
074	2,189,978	2,225,553	10,280	216.5	\$402,383
112	0	5,402,598	448	12,070.5	\$18,543
117	0	3,776,660	352	10,735.6	\$14,574
122	0	239,016	878	272.4	\$36,354
130	2,116,187	2,116,187	3,630	583.0	\$142,078
180	0	5,236,659	13,140	398.5	\$544,357
181	0	0	0	No Calc	\$0
185	0	13,049,633	2,888	4,517.9	\$119,663
200	188,502	188,502	310	607.7	\$12,141
211	0	52,681	11,293	4.7	\$467,864
213	0	0	51	No Calc	\$2,127
229	0	0	31,979	No Calc	\$1,324,827
230	0	0	3,988	No Calc	\$165,213
231	0	0	18,182	No Calc	\$753,254
233	0	203,213	2,385	85.2	\$92,240
235	0	0	15	No Calc	\$621
284	4,664,351	4,794,422	0	No Calc	\$0
321	0	1,392,929	2,389	583.0	\$93,520
322	0	388,113	666	583.0	\$26,057
326	175	175	0	No Calc	\$0
334	3,719,748	3,886,909	1,233	3,152.4	\$56,817
336	71,601,309	77,079,664	43,427	1,774.9	\$2,001,141
337	2,586,003	2,586,861	972	2,662.4	\$44,773
340	0	0	52	No Calc	\$1,999
547	0	0	462	No Calc	\$17,848
549	0	0	661	No Calc	\$25,560
555	0	0	148	No Calc	\$5,710
560	0	0	3,568	No Calc	\$137,983
585	0	54,146	6,956	7.8	\$269,001
607	0	0	629	No Calc	\$24,333
612	0	0	212	No Calc	\$8,199
618	0	1,328,097	2,649	501.3	\$115,381
619	0	1,185,494	10,957	108.2	\$477,202
630	0	0	84	No Calc	\$3,236
877	0	0	3,107	No Calc	\$120,143
336dup	712,551	736,034	0	No Calc	\$0
337dup	79,009	79,009	0	No Calc	\$0
893	485,823	486,994	0	No Calc	\$0
894	185,013,940	188,548,567	13,570	13,894.6	\$547,149
896	2,673,031	3,162,675	0	No Calc	\$0
918	297,573,355	505,360,652	32,575	15,513.6	\$1,313,467
919	0	484,092,684	17,207	28,134.1	\$693,784
010	0	426,423	423	1,007.1	\$17,641
014	0	3,828,495	844	4,538.3	\$34,949
015	0	42,696,059	3,425	12,466.0	\$141,893
016	0	0	4	No Calc	\$182













# Other Workhour Analysis

Last Saved: March 11, 2011

Losing Facility: Oxnard P&DF

Gaining Facility: Santa Barbara

Date Range of Data: 07/01/09 to 06/30/10

Clear This Sheet		Current Other Craft Workhours			Populate from Other MODS				
Losing Facility				Gaining Facility					
Current MODS Operation Number	Percent Moved to Gaining (%)	Reduction Due to EoS (%)	Current Annual Workhours	Current Annual Workhour Cost (\$)	Current MODS Operation Number	Percent Moved to Losing (%)	Reduction Due to EoS (%)	Current Annual Workhours	Current Annual Workhour Cost (\$)
001	100.0%		2,528	\$105,433	001			579	\$31,312
550	100.0%		6,458	\$269,570	550			4	\$222
571	0.0%	100.0%	1,701	\$52,878	571			1,709	\$56,964
624	100.0%		64	\$2,695	624			0	\$0
668	100.0%	0.0%	54	\$1,870	668			1,717	\$63,188
673	96.0%	33.0%	6,896	\$266,040	673			5,912	\$299,212
680	0.0%	100.0%	4,996	\$210,352	680			6,933	\$293,279
731	0.0%	100.0%	1,467	\$52,108	731			4,713	\$154,448
747	0.0%	100.0%	24,124	\$951,848	747			26,254	\$1,031,616
751	65.0%	35.0%	40,664	\$1,904,704	751			45,947	\$2,075,559
753	0.0%	100.0%	5,166	\$228,417	753			9,319	\$403,275
					568			193	\$16,877
					582			1,653	\$60,332
					754			3,071	\$132,913

Proposed Other Craft Workhours			Proposed Other Craft Workhours		
Losing Facility			Gaining Facility		
Proposed MODS Operation Number	Proposed Annual Workhours	Proposed Annual Workhour Cost (\$)	Proposed MODS Operation Number	Proposed Annual Workhours	Proposed Annual Workhour Cost (\$)
001	0	\$0	001	3,105	\$167,907
550	0	\$0	550	6,452	\$349,463
571	0	\$0	571	1,709	\$56,964
624	0	\$0	624	64	\$2,707
668	0	\$0	668	1,771	\$65,155
673	67	\$2,660	673	10,331	\$522,870
680	0	\$0	680	6,933	\$293,279
731	0	\$0	731	4,713	\$154,448
747	0	\$0	747	26,254	\$1,031,616
751	0	\$0	751	72,379	\$3,268,586
753	0	\$0	753	9,319	\$403,275
			568	193	\$16,877
			582	1,653	\$60,332
			754	3,071	\$132,913





All Operations	23,138	\$1,222,212	All Operations	30,147	\$1,586,475
----------------	--------	-------------	----------------	--------	-------------

AllOps	0	\$0
--------	---	-----

AllOps	41,313	\$2,154,227
--------	--------	-------------

**Current Workhours for LDCs Common to & Shared between Supv & Craft**

Losing Facility		Gaining Facility	
-----------------	--	------------------	--

Current MODS Operation Number	Percent (%) Moved to Gaining	(%) Reduction Due to EoS	Current Annual Workhours	Current Annual Workhour Cost (\$)
781	100.0%		616	\$21,810
783	100.0%		296	\$11,034
<b>Totals</b>			912	\$32,844
Ops-Reducing			0	\$0
Ops-Increasing			0	\$0
Ops-Staying			0	\$0
All Operations			912	\$32,844

Current MODS Operation Number	Percent (%) Moved to Losing	(%) Reduction Due to EoS	Current Annual Workhours	Current Annual Workhour Cost (\$)
781			188	\$6,482
783			350	\$12,888
<b>Totals</b>			538	\$19,370
Ops-Reducing			0	\$0
Ops-Increasing			538	\$19,370
Ops-Staying			0	\$0
All Operations			538	\$19,370

**Proposed Workhours for LDCs Common to & Shared between Supv & Craft**

Losing Facility		Gaining Facility	
-----------------	--	------------------	--

Proposed MODS Operation Number	Proposed Annual Workhours	Proposed Annual Workhour Cost (\$)		
781	0	\$0		
783	0	\$0		
<b>Totals</b>			0	\$0
Ops-Red			0	\$0
Ops-Inc			0	\$0
Ops-Stay			0	\$0
AllOps			0	\$0

Proposed MODS Operation Number	Proposed Annual Workhours	Proposed Annual Workhour Cost (\$)		
781	804	\$27,719		
783	646	\$23,781		
<b>Totals</b>			1,450	\$51,500
Ops-Red			0	\$0
Ops-Inc			1,450	\$51,500
Ops-Stay			0	\$0
AllOps			1,450	\$51,500

**Grouped Subtotals for Transportation, Maintenance, Supervision & Flow Adjustments, along with Facility and Combined Summaries**

Losing Facility			
Transportation - PVS			
LDC	Current Annual Workhours	Current Annual Workhour Cost (\$)	
31	0	\$0	
32	0	\$0	
33	0	\$0	
34	0	\$0	
93	0	\$0	
<b>Totals</b>	0	\$0	

Subtotal for Trans-PVS Tab	Ops 617, 679, 764 (31)	0	\$0
	Ops 765, 766 (34)	0	\$0

Gaining Facility			
Transportation - PVS			
LDC	Current Annual Workhours	Current Annual Workhour Cost (\$)	
31	0	\$0	
32	0	\$0	
33	0	\$0	
34	0	\$0	
93	0	\$0	
<b>Totals</b>	0	\$0	

Subtotal for Trans-PVS Tab	Ops 617, 679, 764 (31)	0	\$0
	Ops 765, 766 (34)	0	\$0

Losing Facility			
Transportation - PVS			
LDC	Proposed Annual Workhours	Proposed Annual Workhour Cost (\$)	
31	0	\$0	
32	0	\$0	
33	0	\$0	
34	0	\$0	
93	0	\$0	
<b>Totals</b>	0	\$0	

Subtotal for Trans-PVS Tab	Ops 617, 679, 764 (31)	0	\$0
	Ops 765, 766 (34)	0	\$0

Gaining Facility			
Transportation - PVS			
LDC	Proposed Annual Workhours	Proposed Annual Workhour Cost (\$)	
31	0	\$0	
32	0	\$0	
33	0	\$0	
34	0	\$0	
93	0	\$0	
<b>Totals</b>	0	\$0	

Subtotal for Trans-PVS Tab	Ops 617, 679, 764 (31)	0	\$0
	Ops 765, 766 (34)	0	\$0



## Transportation - PVS

Last Saved: March 11, 2011

**Losing Facility:** Oxnard P&DF  
**Finance Number:** 055732  
**Date Range of Data:** 07/01/09 -- to -- 06/30/10

**Gaining Facility:** Santa Barbara  
**Finance Number:** 056944

	(1) Current	(2) Proposed	(3) Difference
<b>PVS Owned Equipment</b>			
Seven Ton Trucks			0
Eleven Ton Trucks			0
Single Axle Tractors			0
Tandem Axle Tractors			0
Spotters			0
<b>PVS Transportation</b>			
Total Number of Schedules			0
Total Annual Mileage			0
<b>Total Mileage Costs</b>			<b>\$0</b>
<b>PVS Leases</b>			
Total Vehicles Leased			0
<b>Total Lease Costs</b>			<b>\$0</b>
<b>PVS Workhour Costs</b>			
LDC 31 (617, 679, 764)	\$0	\$0	\$0
LDC 34 (765, 766)	\$0	\$0	\$0
<b>Adjustments</b> (from "Other Curr vs Prop" tab)		\$0	
<b>Total Workhour Costs</b>	\$0	\$0	\$0

	(4) Current	(5) Proposed	(6) Difference
<b>PVS Owned Equipment</b>			
Seven Ton Trucks			0
Eleven Ton Trucks			0
Single Axle Tractors			0
Tandem Axle Tractors			0
Spotters			0
<b>PVS Transportation</b>			
Total Number of Schedules			0
Total Annual Mileage			0
<b>Total Mileage Costs</b>			<b>\$0</b>
<b>PVS Leases</b>			
Total Vehicles Leased			0
<b>Total Lease Costs</b>			<b>\$0</b>
<b>PVS Workhour Costs</b>			
LDC 31 (617, 679, 764)	\$0	\$0	\$0
LDC 34 (765, 766)	\$0	\$0	\$0
<b>Adjustments</b> (from "Other Curr vs Prop" tab)		\$0	
<b>Total Workhour Costs</b>	\$0	\$0	\$0

**PVS Transportation Savings (Losing Facility):**

**PVS Transportation Savings (Gaining Facility):**

**Total PVS Transportation Savings:**  <<<< (This number is summed with Total from 'Trans-HCR' and carried forward to the Executive Summary as Transportation Savings)

rev 04/13/2009





1	2	3	4	5	6	7
Route Numbers	Current Annual Mileage	Current Annual Cost	Current Cost per Mile	Proposed Annual Mileage	Proposed Annual Cost	Proposed Cost per Mile

8	9	10	11	12	13	14
Route Numbers	Current Annual Mileage	Current Annual Cost	Current Cost per Mile	Proposed Annual Mileage	Proposed Annual Cost	Proposed Cost per Mile

Proposed Trip Impacts	Current Losing	Moving to Gain (-)	Other Changes (+/-)	Trips from Gaining	Proposed Result
	52,681	0	0	0	52,681

Proposed Trip Impacts	Current Gaining	Moving to Lose (-)	Other Changes (+/-)	Trips from Losing	Proposed Result
	51,411	0	0	0	51,411

HCR Annual Savings (Losing Facility): (\$753,284)

HCR Annual Savings (Gaining Facility): #####

Total HCR Transportation Savings: (\$2,368,987)

<<<< (This number is summed with Total from 'Trans-PVS' and carried forward to the Executive Summary as Transportation Savings)

rev 11/05/2008

# Distribution Changes

Last Saved: March 11, 2011

Losing Facility: Oxnard P&DF

Type of Distribution to Consolidate: Destinating

Indicate each DMM labeling list affected by placing an "X" to the left of the list.

(1)

<input type="checkbox"/> DMM L001	<input type="checkbox"/> DMM L011
<input type="checkbox"/> DMM L002	<input type="checkbox"/> DMM L201
<input type="checkbox"/> DMM L003	<input type="checkbox"/> DMM L601
<input type="checkbox"/> DMM L004	<input type="checkbox"/> DMM L602
<input type="checkbox"/> DMM L005	<input type="checkbox"/> DMM L603
<input type="checkbox"/> DMM L006	<input type="checkbox"/> DMM L604
<input type="checkbox"/> DMM L007	<input type="checkbox"/> DMM L605
<input type="checkbox"/> DMM L008	<input type="checkbox"/> DMM L606
<input type="checkbox"/> DMM L009	<input type="checkbox"/> DMM L607
<input type="checkbox"/> DMM L010	<input type="checkbox"/> DMM L801

If revisions to DMM L005 or DMM L201 are needed, indicate proposed DMM label change below.

(2) DMM Labeling List L005 - 3-Digit ZIP Code Prefix Groups - SCF Sortation

From:		
Action Code*	Column A - 3-Digit ZIP Code Prefix Group	Column B - Label to
To:		
Action Code*	Column A - 3-Digit ZIP Code Prefix Group	Column B - Label to

\*Action Codes: A=add D=delete CF=change from CT=change to

(3) DMM Labeling List L201 - Periodicals Origin Split

From:			
Action Code*	Column A - Entry ZIP Codes	Column B - 3-Digit ZIP Code Destinations	Column C - Label to
To:			
Action Code*	Column A - Entry ZIP Codes	Column B - 3-Digit ZIP Code Destinations	Column C - Label to

\*Action Codes: A=add D=delete CF=change from CT=change to

(4) Drop Shipments for Destination Entry Discounts

**FAST Appointment Summary Report**

Month	Losing Facility	NASS Code	Facility Name	Total Sched Appts	No-Show		Late Arrival		Open		Closed		Unsched Count
					Count	%	Count	%	Count	%	Count	%	
Aug'10	Losing Facility	930	OXNARD	390	97	25%	93	24%	0	0%	293	75%	3
Sep'10	Losing Facility	930	OXNARD	434	109	25%	114	26%	12	3%	313	72%	4
Aug'10	Gaining Facility	931	SANTA BARBARA	397	93	23%	142	36%	0	0%	304	77%	7
Sep'10	Gaining Facility	931	SANTA BARBARA	395	91	23%	131	33%	19	5%	285	72%	2

(5) Notes:

rev 6/13/2008

**MPE Inventory**

Last Saved: March 11, 2011

Losing Facility: Oxnard P&DF

Gaining Facility: Santa Barbara

Data Extraction Date: 11/17/10

**Populate to/from PCC**

Equipment Type	(1) Current Number	(2) Proposed Number	(3) Difference
AFCS	0	0	
AFSM - ALL	1	0	
APPS	0	0	
CIOSS	0	0	
CSBCS	0	0	
DBCS	14	0	
DBCS-OSS	0	0	
DIOSS	2	0	
FSS	0	0	
SPBS	0	0	
UFSM	0	0	
FC / MICRO MARK	0	0	
ROBOT GANTRY	0	0	
HSTS / HSUS	0	0	
LCTS / LCUS	1	0	
LIPS	0	0	
MLOCR-ISS	0	0	
MPBCS-OSS	0	0	
TABBER	0	0	
POWERED INDUSTRIAL EQUIPMENT	10	0	
LMLM			

Equipment Type	(4) Current Number	(5) Proposed Number	(6) Difference	(7) Excess Equipment	(8) Relocation Costs
AFCS	3	1			
AFSM 100	1	2			\$97,000
APPS	0	0			
CIOSS	0	0			
CSBCS	0	0			
DBCS	16	30			\$95,760
DBCS-OSS	0	0			\$7,980
DIOSS	2	4			\$15,960
FSS	0	0			
SPBS	0	0			
UFSM	0	0			
FC / MICRO MARK	0	0			
ROBOT GANTRY	0	0			
HSTS / HSUS	0	0			
LCTS / LCUS	2	2			\$126,000
LIPS	1	0			
MLOCR-ISS	0	0			
MPBCS-OSS	0	0			
TABBER	0	0			
POWERED INDUSTRIAL EQUIPMENT	15	22			
LMLM					

Mail Processing Equipment Relocation Costs from Losing to Gaining Facility: \$342,700 (This number is carried forward to Space Evaluation and Other Costs)

(9) Notes: Move costs are based on the DAR memo dated 5-7-2010 from Stephen J. Masse. Additional Phase 2-5 DBCSs would need to be aquired from other facilities as the Phase 1 DBCS equipment does not meet the needs of the gaining facility. The LCTS would be modified to add 4 runouts plus the existing ATU from Oxnard.  
A model 89 would aslo transfer from Oxnard to Santa Barbara. AFSM move costs based on like move from Santa Clarita to Van Nuys.

rev 03/04/2008

Losing Facility: Oxnard P&DF

5-Digit ZIP Code: 93030

Data Extraction Date: \_\_\_\_\_

1. Collection Points

Number picked up before 1 p.m.  
 Number picked up between 1-5 p.m.  
 Number picked up after 5 p.m.  
 Total Number of Collection Points

3-Digit ZIP Code: 930		3-Digit ZIP Code:		3-Digit ZIP Code:		3-Digit ZIP Code:	
Current		Current		Current		Current	
Mon. - Fri.	Sat.	Mon. - Fri.	Sat.	Mon. - Fri.	Sat.	Mon. - Fri.	Sat.
176	174						
261	195						
81	27						
518	396	0	0	0	0	0	0

2. How many collection boxes are designated for "local delivery"?

NA

3. How many "local delivery" boxes will be removed as a result of AMP?

0

4. Delivery Performance Report

% Carriers returning before 5 p.m.

Quarter/FY	Percent
QTR 4 2009	95.7%
QTR 1 2010	94.9%
QTR 2 2010	96.7%
QTR 3 2010	94.6%

5. Retail Unit Inside Losing Facility (Window Service Times)

	Current		Proposed	
	Start	End	Start	End
Monday	NA	NA	NA	NA
Tuesday	NA	NA	NA	NA
Wednesday	NA	NA	NA	NA
Thursday	NA	NA	NA	NA
Friday	NA	NA	NA	NA
Saturday	NA	NA	NA	NA

6. Business (Bulk) Mail Acceptance Hours

	Current		Proposed	
	Start	End	Start	End
Monday	1200	1800	1200	1800
Tuesday	1200	1800	1200	1800
Wednesday	1200	1800	1200	1800
Thursday	1200	1800	1200	1800
Friday	1200	1800	1200	1800
Saturday				

7. Can customers obtain a local postmark in accordance with applicable policies in the *Postal Operations Manual*?

Yes

8. Notes:

Gaining Facility: Santa Barbara

9. What postmark will be printed on collection mail?

Line 1 SANTA BARBARA CA 931

Line 2 \_\_\_\_\_

## Space Evaluation and Other Costs

Last Saved: March 11, 2011

Losing Facility: Oxnard P&DF

### Space Evaluation

1. Affected Facility

Facility Name: Oxnard P&DF  
 Street Address: 2901 Camino Del Sol  
 City, State ZIP: Oxnard, CA 93030

2. Lease Information. (If not leased skip to 3 below.)

Enter annual lease cost: USPS owned  
 Enter lease expiration date: \_\_\_\_\_  
 Enter lease options/terms: \_\_\_\_\_

3. Current Square Footage

Enter the total interior square footage of the facility: 161,375  
 Enter gained square footage expected with the AMP: \_\_\_\_\_

4. Planned use for acquired space from approved AMP

Space will be used for future processing distribution operations/equipment.  
 \_\_\_\_\_  
 \_\_\_\_\_

5. Facility Costs

Enter any projected one-time facility costs: \$451,953  
 (This number shown below under One-Time Costs section.)

6. Savings Information

Space Savings (\$): \$0  
 (This number carried forward to the Executive Summary)

7. Notes \_\_\_\_\_  
 \_\_\_\_\_  
 \_\_\_\_\_

### One-Time Costs

Employee Relocation Costs: \$185,485

Mail Processing Equipment Relocation Costs: \$342,700  
 (from MPE Inventory)

Facility Costs: \$451,953  
 (from above)

**Total One-Time Costs:** \$980,137  
 (This number carried forward to Executive Summary)

### Remote Encoding Center Cost per 1000

Losing Facility: Oxnard P&DF

Gaining Facility: Santa Barbara

YTD Range of Report: 07/01/09 : 06/30/10

(1) Product	(2) Associated REC	(3) Current Cost per 1,000 Images
Letters		
Flats		
PARS COA		
PARS Redirects		
APPS		


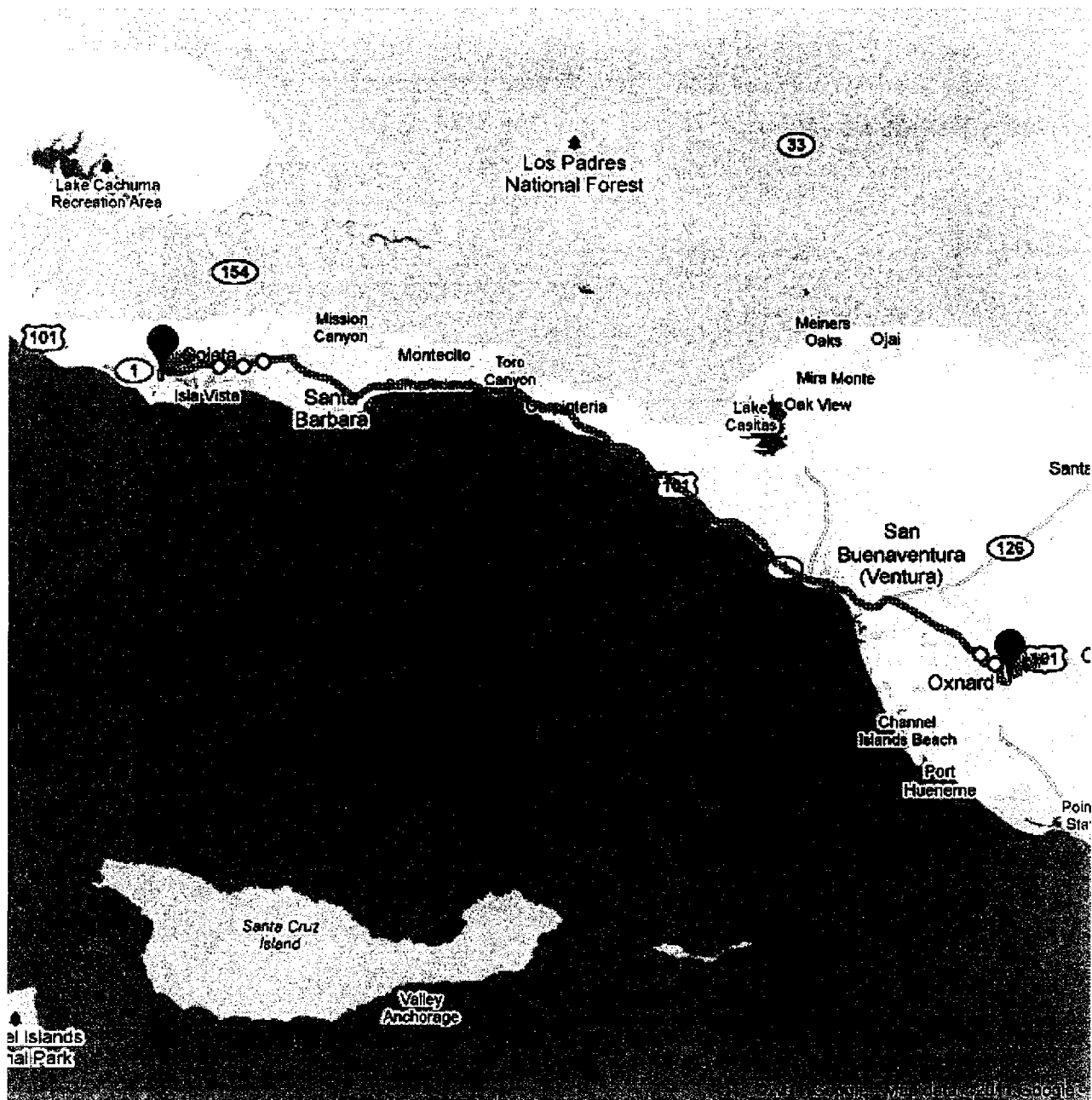
(4) Product	(5) Associated REC	(6) Current Cost per 1,000 Images
Letters	Salt Lake City	\$27.39
Flats	Salt Lake City	\$26.71
PARS COA	Salt Lake City	\$155.40
PARS Redirects	Salt Lake City	\$33.34
APPS	Salt Lake City	\$27.79

rev 9/24/2008

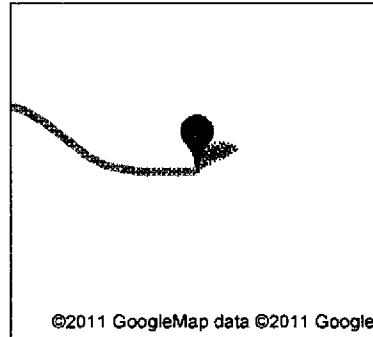
# Google maps

Directions to Storke Rd  
50.2 mi – about 1 hour 5 mins

**Save trees. Go green!**  
 Download Google Maps on your phone at [google.com/gmm](http://google.com/gmm)

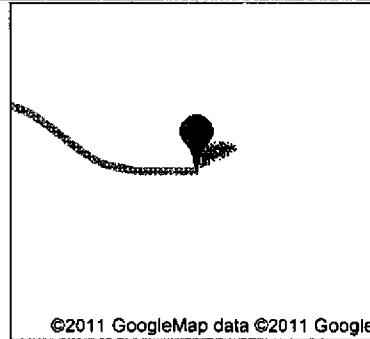



 Camino Del Sol



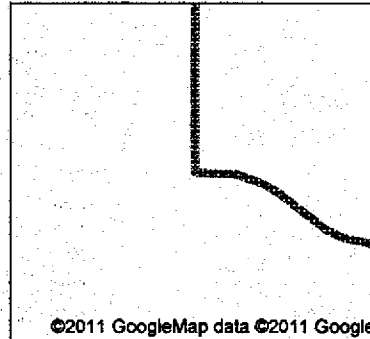
1. Head west on Camino Del Sol toward N Elevar St


go 0.4 mi  
total 0.4 mi



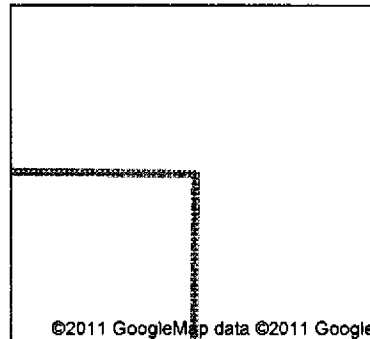
 2. Take the 2nd right onto N Rice Ave  
About 2 mins


go 0.9 mi  
total 1.2 mi



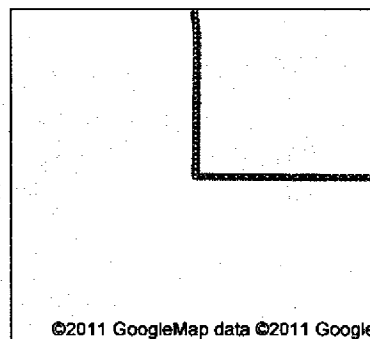
 3. Turn left at E Gonzales Rd  
About 2 mins


go 0.9 mi  
total 2.2 mi



 4. Turn right at N Rose Ave  
About 1 min

go 0.5 mi  
total 2.6 mi



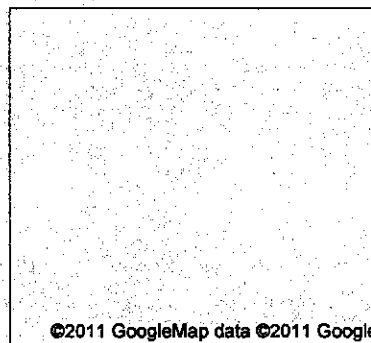
 5. Merge onto US-101 N via the ramp to Ventura  
About 41 mins

go 40.3 mi  
total 42.9 mi




6. Take exit **101B** for **State St** toward **CA-154/Cachuma Lake**

go 0.2 mi  
total 43.1 mi



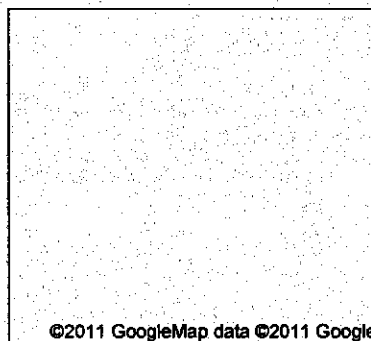
7. Turn left at **State St**  
About 3 mins

go 0.9 mi  
total 44.1 mi




8. Continue onto **Hollister Ave**  
About 13 mins

go 5.8 mi  
total 49.8 mi




9. Turn left at **Storke Rd**  
About 1 min

go 0.3 mi  
total 50.2 mi



Storke Rd



These directions are for planning purposes only. You may find that construction projects, traffic, weather, or other events may cause conditions to differ from the map results, and you should plan your route accordingly. You must obey all signs or notices regarding your route.

Map data ©2011 Google

FINANCE	OFFICE	LAST	FIRST	MI	EMP ID	JOB ID	JOB TITLE	PAY LEVEL	D/A	FUNC	LDC	SEN DATE	SEN #
55730	OXNARD PO	SMITH	DOREEN	S	2935697	95592726	SALES AND SERVICES ASSOCIATE	6	110	4	45	11/15/1982	2
55732	OXNARD P&DF	BRANDON	PAULA	M	3316907	70442062	MAIL PROCESSING CLERK	6	110	1	11	9/6/1983	1
55732	OXNARD P&DF	NAVARRO	TESSIE	M	3348957	95727475	MAIL PROCESSING CLERK	6	110	1	14	11/14/1983	2
55730	OXNARD PO	KAYS	MARIA	T	3423379	95603700	SALES AND SERVICES ASSOCIATE	6	110	4	45	11/14/1983	3
55732	OXNARD P&DF	BURNS III	ROBERT		3240805	70442063	MAIL PROCESSING CLERK	6	110	1	11	3/20/1984	1
55732	OXNARD P&DF	SASAKI	MARI	J	3314753	95854695	BULK MAIL CLERK	7	110	7	79	4/16/1984	1
55732	OXNARD P&DF	GUTIERREZ	IRENE	R	3355917	95629676	MAIL PROCESSING CLERK	6	110	1	17	4/30/1984	3
55732	OXNARD P&DF	MCKINNEY	KARIN	A	3350455	70443372	MAIL PROCESSING CLERK	6	110	1	11	5/14/1984	1
55730	OXNARD PO	BRYANT	DONNA	S	2938997	70404660	SALES, SVCS/DISTRIBUTION ASSOC	6	110	4	45	5/29/1984	1
55732	OXNARD P&DF	DUENAS	STEVEN	L	2998093	95526146	MAIL PROCESSING CLERK	6	110	1	11	6/25/1984	1
55732	OXNARD P&DF	HOSFORD	JERRY	T	3048111	95636710	MAIL PROCESSING CLERK	6	110	1	17	6/25/1984	2
55732	OXNARD P&DF	RAMIREZ	FRANK	E	3153343	95494257	MAIL PROCESSING CLERK	6	110	1	17	5/20/1985	1
55732	OXNARD P&DF	PHAM	BINH	C	3398613	70353908	GENERAL EXPEDITOR	7	110	1	17	6/3/1985	2
55732	OXNARD P&DF	WAN	KANG	L	3391054	70398839	MAIL PROCESSING CLERK	6	110	1	11	6/17/1985	1
55730	OXNARD PO	URIBE	OLIVIA	R	3132086	95486447	SALES AND SERVICES ASSOCIATE	6	110	4	45	10/21/1985	1

*Impacted*

FINANCE	OFFICE	LAST	FIRST	MI	EMP ID	JOB ID	JOB TITLE	PAY LEVEL	D/A	FUNC	LDC	SEN DATE	SEN #
55732	OXNARD P&DF	DOUGLAS	DRUCILLA		3099880	70450896	MAIL PROCESSING CLERK	6	110	1	11	11/4/1985	1
55732	OXNARD P&DF	HERNANDEZ	LORENZO	B	3154115	95665081	MAIL PROCESSING CLERK	6	110	1	11	11/4/1985	2
55732	OXNARD P&DF	ESTRADA	FREDDIE	H	3032608	70396542	MAIL PROCESSING CLERK	6	110	1	11	8/2/1986	2
55732	OXNARD P&DF	NITURADA	JUDY	E	3256530	70454966	MAIL PROCESSING CLERK	6	110	1	11	9/8/1986	2
55732	OXNARD P&DF	CONOVER	RHONDA	J	3324225	95745131	FLAT SORTING MACHINE OPERATOR	6	110	67	67	9/22/1986	1
55732	OXNARD P&DF	FELIX	JOSEPH	A	3390897	95771914	MAIL PROCESSING CLERK	6	110	1	11	10/20/1986	2
55732	OXNARD P&DF	SERRANO	JOSEN	M	2941942	95473355	MAIL PROCESSING CLERK	6	110	1	12	1/3/1987	1
55732	OXNARD P&DF	LOVIO	JAMES	A	3032371	70454967	MAIL PROCESSING CLERK	6	110	1	11	5/23/1987	4
55732	OXNARD P&DF	COX	MICHAEL	A	3119831	95868992	MAIL PROCESSING CLERK	6	110	1	11	6/14/1987	1
55732	OXNARD P&DF	FAALEVAO	CAROL	M	3118469	95867657	MAIL PROCESSING CLERK	6	110	1	14	1/16/1988	1
55732	OXNARD P&DF	SUNG	ALEXANDER	C	2952670	70398068	MAIL PROCESSING CLERK	6	110	1	11	5/9/1988	1
55732	OXNARD P&DF	HOLMES	VICTOR	O	3202200	70250033	MAIL PROCESSING CLERK	6	110	67	67	10/5/1988	1
55732	OXNARD P&DF	SCHRADER	TERRY	A	3155257	70398849	MAIL PROCESSING CLERK	6	110	1	11	5/6/1989	1
55732	OXNARD P&DF	COX	REYNA	G	3287990	70443369	MAIL PROCESSING CLERK	6	110	1	11	5/8/1989	1
55730	OXNARD PO	CURIEL	TERESA	R	3156030	95881124	LEAD SALES & SERVICES ASSOCIATE	7	110	4	45	5/8/1989	4

*all inspected*

FINANCE	OFFICE	LAST	FIRST	MI	EMP ID	JOB ID	JOB TITLE	PAY LEVEL	D/A	FUNC	LDC	SEN DATE	SEN #
55732	OXNARD P&DF	ELMORE	DALE	L	3415841	95860463	MAIL PROCESSING CLERK	6	110	1	11	7/31/1989	1
55732	OXNARD P&DF	VERSTEEG	VIVIAN	L	3198126	70398846	MAIL PROCESSING CLERK	6	110	1	11	9/11/1989	1
55732	OXNARD P&DF	MAYORGA	DINAH	D	3164931	95811686	MAIL PROCESSING CLERK	6	110	1	11	4/23/1990	1
55732	OXNARD P&DF	RAMIREZ	LARRY	R	3048884	95704769	MAIL PROCESSING CLERK	6	110	1	11	7/16/1990	2
55732	OXNARD P&DF	PADILLA	SUSAN	A	3038635	95469949	MAIL PROCESSING CLERK	6	110	1	12	9/24/1990	1
55730	OXNARD PO	BRANDT	MICHELLE	M	3324686	95839576	MAIL PROCESSING CLERK	6	110	4	43	10/9/1990	1
55732	OXNARD P&DF	ADAME	OLGA	O	3394802	70398069	MAIL PROCESSING CLERK	6	110	1	11	11/17/1990	1
55732	OXNARD P&DF	ZAMORA	ROSA	M	3308833	70443426	MAIL PROCESSING CLERK	6	110	1	11	12/3/1990	1
55732	OXNARD P&DF	MANGACCAT	MARLON	G	3018006	95495996	FLAT SORTING MACHINE OPERATOR	6	110	67	67	2/11/1991	1
55732	OXNARD P&DF	MARTINEZ	GEORGE	A	3250127	70398117	MAIL PROCESSING CLERK	6	110	1	11	2/11/1991	3
55732	OXNARD P&DF	RAMIREZ	ROLANDO	V	3352377	95536011	MAIL PROCESSING CLERK	6	110	1	11	3/11/1991	2
55730	OXNARD PO	GRAY	PATRICIA	M	3359244	70422205	SALES, SVCS/DISTRIBUTI ON ASSOC	6	110	4	45	7/27/1991	1
55732	OXNARD P&DF	FERRER	ERNESTO	F	3260496	95808071	MAIL PROCESSING CLERK	6	110	1	14	10/16/1993	2
55732	OXNARD P&DF	SANTA ROSA	MARTHA		3124721	70315194	MAIL PROCESSING CLERK	6	110	1	12	10/16/1993	3
55732	OXNARD P&DF	GIRARD	PEIMING		2944083	70443368	MAIL PROCESSING CLERK	6	110	1	11	10/30/1993	1

*Impacted*

FINANCE	OFFICE	LAST	FIRST	MI	EMP ID	JOB ID	JOB TITLE	PAY LEVEL	D/A	FUNC	LDC	SEN DATE	SEN #
55732	OXNARD P&DF	CHI	CHIA MING		3427877	95572391	MAIL PROCESSING CLERK	6	110	67	67	10/30/1993	2
55732	OXNARD P&DF	OHANIAN-PETROSY	HASMIK		3290156	95868323	MAIL PROCESSING CLERK	6	110	1	18	12/11/1993	4
55732	OXNARD P&DF	LAO	DANILO	T	3105939	95660858	MAIL PROCESSING CLERK	6	110	1	14	12/25/1993	2
55732	OXNARD P&DF	SARINGO	REMEDIOS	C	3213147	95737131	MAIL PROCESSING CLERK	6	110	1	11	3/5/1994	2
55732	OXNARD P&DF	RAMIREZ	IMELDA	G	3373248	70398113	MAIL PROCESSING CLERK	6	110	1	11	7/23/1994	2
55732	OXNARD P&DF	SALINAS	ARIEL		3307625	70396543	MAIL PROCESSING CLERK	6	110	1	11	8/20/1994	1
55730	OXNARD PO	PIEDRA	GILBERT		3132021	95595443	SALES,SVCS/DISTRIBUTION ASSOC	6	110	4	43	8/20/1994	2
55732	OXNARD P&DF	MEIJER	KEVIN	R	2972491	70398116	MAIL PROCESSING CLERK	6	110	1	11	9/3/1994	2
55732	OXNARD P&DF	FERRER	RICHARD	D	3129336	70398848	MAIL PROCESSING CLERK	6	110	1	11	9/3/1994	3
55732	OXNARD P&DF	NUNEZ	ERNESTO	S	3037413	95683817	MAIL PROCESSING CLERK	6	110	1	11	8/17/1996	1
55730	OXNARD PO	OVASAPYAN	SARO		2984516	70404656	SALES,SVCS/DISTRIBUTION ASSOC	6	110	4	45	5/24/1997	3
55732	OXNARD P&DF	SARINGO	JUANITO	C	3337999	70060253	MAIL PROCESSING CLERK	6	110	1	11	6/21/1997	1
55732	OXNARD P&DF	VEA	MICHELLE	D	3270728	95834252	BULK MAIL CLERK	7	110	7	79	8/16/1997	1
55732	OXNARD P&DF	COX	AMY	L	3418888	95575527	MAIL PROCESSING CLERK	6	110	1	11	8/30/1997	1
55732	OXNARD P&DF	ACOSTA	BARBARA	G	3024670	95862569	MAIL PROCESSING CLERK	6	110	1	11	9/27/1997	1

*Impacted*

FINANCE	OFFICE	LAST	FIRST	MI	EMP ID	JOB ID	JOB TITLE	PAY LEVEL	D/A	FUNC	LDC	SEN DATE	SEN #
55730	OXNARD PO	WILSON	ANNIE	C	2966120	95518391	SALES,SVCS/DISTRIBUTI ON ASSOC	6	110	4	45	11/22/1997	4
55732	OXNARD P&DF	TORRES	PAUL	B	2946604	95488441	MAIL PROCESSING CLERK	6	110	1	11	12/6/1997	3
55732	OXNARD P&DF	HANAKAWA	CELIA	T	3375046	70431130	MAIL PROCESSING CLERK	6	110	1	11	12/6/1997	4
55732	OXNARD P&DF	LIMPO	TONY		3257844	70398844	MAIL PROCESSING CLERK	6	110	1	11	1/3/1998	1
55732	OXNARD P&DF	DELA CRUZ	ELISA	G	3125077	95633718	MAIL PROCESSING CLERK	6	110	1	11	1/31/1998	1
55732	OXNARD P&DF	GORDILLO	JESUS		3292008	70398067	MAIL PROCESSING CLERK	6	110	1	14	2/28/1998	1
55732	OXNARD P&DF	VELASCO	GLENN	M	3209061	95839778	MAIL PROCESSING CLERK	6	110	1	11	2/28/1998	4
55732	OXNARD P&DF	ALVAREZ	GIL	B	3128265	95670773	MAIL PROCESSING CLERK	6	110	1	11	3/28/1998	1
55732	OXNARD P&DF	HAAS	BRIAN	A	3067124	95681622	MAIL PROCESSING CLERK	6	110	1	17	4/25/1998	1
55732	OXNARD P&DF	GORDILLO	ELEANOR		3030967	70398065	MAIL PROCESSING CLERK	6	110	1	11	4/25/1998	2
55732	OXNARD P&DF	ORTEGA	MARIA	T	3205063	70060261	MAIL PROCESSING CLERK	6	110	1	11	5/23/1998	2
55732	OXNARD P&DF	PARAYNO	REYNALDO	G	3277013	95842768	MAIL PROCESSING CLERK	6	110	1	17	6/20/1998	2
55732	OXNARD P&DF	FERRER	SUSANA	C	3100598	70237043	BULK MAIL CLERK	7	110	7	79	7/4/1998	3
55732	OXNARD P&DF	FIRME	GERRY	I	3183751	70396544	MAIL PROCESSING CLERK	6	110	1	11	7/18/1998	1
55732	OXNARD P&DF	ACASIO	FRANCO	R	3307113	70398071	MAIL PROCESSING CLERK	6	110	1	11	8/1/1998	3

*Projected*

FINANCE	OFFICE	LAST	FIRST	MI	EMP ID	JOB ID	JOB TITLE	PAY LEVEL	D/A	FUNC	LDC	SEN DATE	SEN #
55730	OXNARD PO	DUARTE	MARIA	I	3026770	95678847	SALES, SVCS/DISTRIBUTI ON ASSOC	6	110	4	45	8/15/1998	1
55732	OXNARD P&DF	CELAYA	JOSE	G	3341792	70060255	MAIL PROCESSING CLERK	6	110	1	12	8/29/1998	3
55732	OXNARD P&DF	ZAMORA	GEMMA	P	3088215	70196364	BULK MAIL CLERK	7	110	7	79	8/29/1998	4
55732	OXNARD P&DF	BORRETA	MARITES	B	3320299	95702099	MAIL PROCESSING CLERK	6	110	1	11	8/29/1998	5
55732	OXNARD P&DF	AVANI	SUBRA		3199736	70398847	MAIL PROCESSING CLERK	6	110	1	11	8/29/1998	7
55732	OXNARD P&DF	DOMINGO	MILAGROS	R	3419993	95627094	MAIL PROCESSING CLERK	6	110	1	11	9/26/1998	2
55732	OXNARD P&DF	SANTOS JR	BENJAMIN	N	2954319	70427856	MAIL PROCESSING CLERK	6	110	1	11	9/26/1998	3
55732	OXNARD P&DF	PEDRO	OLIVIA	M	3129683	70060259	MAIL PROCESSING CLERK	6	110	1	11	10/10/1998	3
55732	OXNARD P&DF	DHADWAL	JITENDER	K	3247864	70060257	MAIL PROCESSING CLERK	6	110	1	12	10/9/1999	4
55732	OXNARD P&DF	INGERSOLL	NANETTE	V	2989792	95578019	MAIL PROCESSING CLERK	6	110	67	67	2/5/2005	2
55732	OXNARD P&DF	SEWELL	KANUENGNIT		3314701	70322355	MAIL PROCESSING CLERK	6	110	1	17	3/5/2005	1
55732	OXNARD P&DF	BARRIENTOS	HENRY	L	3202204	95871822	MAIL PROCESSING CLERK	6	110	1	11	3/5/2005	2
55732	OXNARD P&DF	JULARBAL JR	FERNANDO	L	3431206	95817889	MAIL PROCESSING CLERK	6	110	1	11	3/19/2005	1
55732	OXNARD P&DF	MENDOZA	IRMA	M	3463955	70428923	MAIL PROCESSING CLERK	6	110	1	11	4/16/2005	1
55732	OXNARD P&DF	ARGUELLES	ELIZABETH	M	3130489	95700760	MAIL PROCESSING CLERK	6	110	1	11	5/28/2005	1

Impacted

FINANCE	OFFICE	LAST	FIRST	MI	EMP ID	JOB ID	JOB TITLE	PAY LEVEL	D/A	FUNC	LDC	SEN DATE	SEN #
55732	OXNARD P&DF	TOLENTINO	RACQUEL	M	3160183	70431131	MAIL PROCESSING CLERK	6 110		1	11	2/10/2006	1
55732	OXNARD P&DF	CABRERA	DELIA	M	3463953	70443677	MAIL PROCESSING CLERK	6 110		1	11	2/11/2006	1
55732	OXNARD P&DF	PITCHFORD	AGNES	D	3580817	70431128	MAIL PROCESSING CLERK	6 110		1	11	2/12/2006	1
55732	OXNARD P&DF	NONATO	MAY	B	3587055	70060262	MAIL PROCESSING CLERK	6 110		1	11	2/12/2006	2
55732	OXNARD P&DF	PADRE	DANILO	I	3086336	70427857	MAIL PROCESSING CLERK	6 110		1	11	2/14/2006	1
55732	OXNARD P&DF	CALUPE	JUN	D	2950253	70123935	MAIL PROCESSING CLERK	6 110		1	11	2/14/2006	2
55732	OXNARD P&DF	SCHELEBO	JOSEPH	A	3144391	70398063	MAIL PROCESSING CLERK	6 110		1	11	2/18/2006	1
55732	OXNARD P&DF	LEDNUM	NOREEN	T	3650832	70060263	MAIL PROCESSING CLERK	6 110		1	12	3/4/2006	1
55732	OXNARD P&DF	TAPERLA	SHERRALYN	S	3566401	70431132	MAIL PROCESSING CLERK	6 110		1	11	3/14/2006	1
55732	OXNARD P&DF	CHAVEZ	MARK	A	3019340	70353911	MAIL PROCESSING CLERK	6 110		1	11	3/18/2006	2
55732	OXNARD P&DF	MERCADO JR	SERGIO	D	3654411	70123933	MAIL PROCESSING CLERK	6 110		1	11	4/1/2006	1
55732	OXNARD P&DF	PASION	ARIES	P	3566339	70060256	MAIL PROCESSING CLERK	6 110		1	11	4/3/2006	1
55732	OXNARD P&DF	PEDRO JR	ARTURO	C	3099757	70431133	MAIL PROCESSING CLERK	6 110		1	17	4/15/2006	1
55732	OXNARD P&DF	ANAYA	CYNTHIA	D	3656670	70060264	MAIL PROCESSING CLERK	6 110		1	11	4/15/2006	2
55732	OXNARD P&DF	ORDONEZ	GYSSELLE	S	3656677	95631190	MAIL PROCESSING CLERK	6 110		1	11	4/15/2006	4

*Impacted*

FINANCE	OFFICE	LAST	FIRST	MI	EMP ID	JOB ID	JOB TITLE	PAY LEVEL	D/A	FUNC	LDC	SEN DATE	SEN #
55732	OXNARD P&DF	PIMENTEL	LIZA	E	3580942	70431129	MAIL PROCESSING CLERK	6	110	1	11	5/13/2006	1
55732	OXNARD P&DF	VENEGAS	WILLIAM		3613252	95773266	MAIL PROCESSING CLERK	6	110	1	11	5/13/2006	2
55732	OXNARD P&DF	VASQUEZ	DENIZ	E	3530842	95629548	BULK MAIL TECH	7	110	7	79	5/13/2006	4
55730	OXNARD PO	RODRIGUEZ	JORGE		3652164	95852929	SALES,SVCS/DISTRIBUTION ASSOC	6	110	4	43	5/27/2006	2
55732	OXNARD P&DF	ESPINOZA	GABRIEL	I	3665343	70443678	MAIL PROCESSING CLERK	6	110	1	11	5/27/2006	4
55732	OXNARD P&DF	ALLINGTON III	DONALD	V	3665346	70124306	MAIL PROCESSING CLERK	6	110	1	11	5/27/2006	8
55732	OXNARD P&DF	KIM	BYUONG	J	3337214	70440949	MAIL PROCESSING CLERK	6	110	1	11	6/10/2006	1
55730	OXNARD PO	FEIN	LEIGH	A	3668203	70360917	SALES,SVCS/DISTRIBUTION ASSOC	6	110	4	43	6/10/2006	5
55732	OXNARD P&DF	SHAIKH	SHAHID		3668204	70060252	MAIL PROCESSING CLERK	6	110	1	11	6/10/2006	6
55732	OXNARD P&DF	PANDHER	HARGURVEER	S	3668206	95743255	MAIL PROCESSING CLERK	6	110	1	11	6/10/2006	7
55732	OXNARD P&DF	HOGGARD	MICHAEL	L	3668196	70060266	MAIL PROCESSING CLERK	6	110	1	11	6/24/2006	3
55732	OXNARD P&DF	ACZON	FELY MAGNO	B	3153439	95865072	MAIL PROCESSING CLERK	6	110	1	11	6/24/2006	5
55732	OXNARD P&DF	TRIEU	PHUOC	T	3671603	95657589	MAIL PROCESSING CLERK	6	110	1	11	6/24/2006	6
55730	OXNARD PO	HERNANDEZ	LOUIE	M	3671602	95776539	SALES,SVCS/DISTRIBUTION ASSOC	6	110	4	48	6/24/2006	8
55732	OXNARD P&DF	HAYES	CHERI	A	3374499	70060251	MAIL PROCESSING CLERK	6	110	1	12	7/8/2006	1

*Impacted*

FINANCE	OFFICE	LAST	FIRST	MI	EMP ID	JOB ID	JOB TITLE	PAY LEVEL	D/A	FUNC	LDC	SEN DATE	SEN #
55732	OXNARD P&DF	TOLEDO	CLAUDIA	M	3071718	95666284	MAIL PROCESSING CLERK	6	110	1	11	7/8/2006	3

*Projected* ↗