



TO: *San Diego AL
CAL JAL*
DATE: *11/3/09*

- For your information
- Please review & take action
- As Requested
- Reduce issues to writing and submit ASAP! If any.

Comments: Please review all documents closely and identify issues asap & forward to Regional Coordinator office
cc NISA

October 19, 2009

Omar Gonzalez
APWU Western Regional Coordinator
500 Airport Blvd., Ste. 450
Burlingame, CA 94010

This is to advise you of the intent of the San Diego District to utilize the provisions of Article 12.5.C.5 of the National Agreement to involuntarily reassign up to 51 full-time Level 6 clerks, one PTR clerk and one PTF clerk from fifteen (15) separate offices. The number of clerks to be exceeded from each of the fifteen offices is set forth below.

OFFICE	NUMBER OF IMPACTED FT CLERKS	NUMBER OF IMPACTED PTF CLERKS	NUMBER OF IMPACTED PTR'S	TOTALS
Apple Valley	1		1	2
Blythe	1			1
Bonsall	1			1
Carlsbad	3			3
El Centro	4			4
Escondido	8			8
Hesperia	8	1		9
Holtville	1			1
LaJolla	9			9
Lakeside	1			1
Oceanside	5			5
Poway	3			3
Ramona	3			3
Solana Beach	2			2
Valley Center	1			1
TOTALS	51	1	1	53

The impacts are based on the ongoing loss of workload as reflected in the earned work hours and staffing and scheduling reviews. The impacted employees will be advised of their involuntary reassignments by separate letter.

The final placement date would normally occur no earlier than April 25, 2010. However, due to the ongoing loss of workload, the financials and the need to maintain service, it may be necessary to begin the placement process earlier than that date. It may also be necessary to utilize the provisions of Article 7.2.B of the National Agreement to temporarily detail some or all of the impacted clerks during the notice period in order to afford them a work opportunity.

By copy of this notice, the Pacific Area will withhold up to 51 full-time residual assignments, one PTR residual assignment and one PTF opportunity in the clerk, carrier, mail handler and custodial crafts in offices and plants within a 200 mile radius.

Attached you will find copies of the automated impact statements and the operational data supporting the need to excess along with the list of impacted employees in each of the identified offices.

If you wish to meet on this matter, please contact Carol Hunt at (858) 674-3180 on or before close of business on October 28, 2009 to make any necessary arrangements.



Mike Thomas
Manager, Labor Relations

Attachments

cc: Area Manager, Operations Support
Area Manager, Human Resources
Area Manager, Finance



American Postal Workers Union, AFL-CIO

Omar M. Gonzalez
Western Regional Coordinator

500 Airport Blvd. Suite 450
Burlingame, CA 94010
(650) 685-7402
(650) 685-7429 Fax

ogonzalez@apwu.org

November 9, 2009

Mr. Mike W. Thomas
Manager, Labor Relations
Pacific Area USPS
11255 Rancho Carmel Drive, Rm 227
San Diego, CA 92197

National Executive Board

William Burrus,
President

Cliff "CJ" Guffey
Executive Vice-President

Elizabeth "Liz" Powell
Secretary-Treasurer

Greg Bell
Industrial Relations Director

James "Jim" McCarthy
Director, Clerk Craft

Steven G. "Steve" Raymer
Director, Maintenance Craft

Robert C "Bob" Pritchard
Director, M.V.S. Craft

Sharyn M. Stone
Central Region Coordinator

Michael Gallagher
Eastern Region Coordinator

John H. Dirziuz
Northeast Region Coordinator

William "Bill" Sullivan
Southern Region Coordinator

Omar M. Gonzalez
Western Region Coordinator

RE: San Diego District/ San Diego Bid Cluster

Reference is made to two Express Mail packages received today from Area CC Shumate regarding San Diego District and Bid Installation. I expressed to you the Region's concern via email.

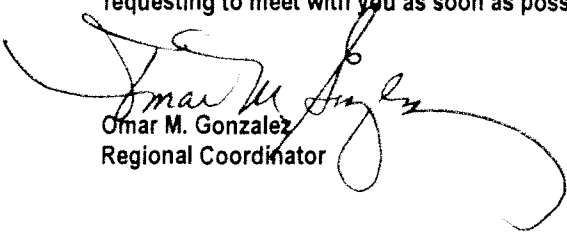
Your attention is directed to a regional pre-arbitration settlement signed October 14, 2009 wherein that is no blanket declaration notice of six months is not possible. It was agreed that in the event six (6) months notice is not possible the Employer shall state in each situation the specific reason(s) why it is not possible to give six months notice.

In her October 19, 2009 notice (that pre-dates the Work Hour Impact Reports) Area CC Shumates states that final placement would normally occur no earlier than April 25, 2010. Shumate states, however, due to on going loss of workload, financials and need to maintain service placement process may begin earlier than that date.

The Regional Union requests documentation, reports, studies, surveys that support the loss of work load in each of those offices. The Region further requests service needs documentation within the 200 mile radius that may require earlier involuntary reassignment. In addition the Region requests documentation that validates the claim that "financials will result in earlier reassignments.

The Region also requests identification of where work opportunity issues are taking place in the event utilization of Article 7.2.B is necessary. The Region's position is that Article 12 of the CBA/JCIM requires advance notice to employees who may be detailed.

Also, as I informed in the email the package for the San Diego Bid Installation does not have a notice of intent, notice of withholding or any type of letter. This violates the CBA and the pre-arb settlement. I am requesting to meet with you as soon as possible to address this issue.


Omar M. Gonzalez
Regional Coordinator

Omar Gonzalez

From: Omar Gonzalez
Sent: Monday, November 09, 2009 3:03 PM
To: 'Thomas, Mike W - San Diego, CA'
Subject: RE: Packages/Info/Notice & Appeal

Mike:

I understand the sinister implication but this is one of those "packages" I contend was not received. Some Impact Statement's were, according to Linda, "pulled" on 10-23-09, some were pulled 10-26-09. The letter is dated 10-19-09 with a deadline to contact your secretary by 10-28-09. They are received by this Office on 11-09-09. It may not be sinister but it is suspiciously wrong. So normally the impact date is in May 2009. Correct?

Omar

From: Thomas, Mike W - San Diego, CA [mailto:mike.w.thomas@usps.gov]
Sent: Monday, November 09, 2009 2:16 PM
To: Omar Gonzalez
Subject: FW: Packages/Info/Notice & Appeal
Importance: High

Omar,

See Linda's explanation for date variances. Nothing sinister going on.

Mike

From: Shumate, Linda G - City of Industry, CA
Sent: Monday, November 09, 2009 2:00 PM
To: Thomas, Mike W - San Diego, CA
Subject: FW: Packages/Info/Notice & Appeal
Importance: High

Mike I get the letter signed and then pull the impact statements which are a part of the attachments. The system assigns a current prepared date each time I pull an impact statement.

From: Omar Gonzalez [mailto:ogonzalez@apwu.org]
Sent: Monday, November 09, 2009 12:46 PM
To: Thomas, Mike W - San Diego, CA
Cc: Shumate, Linda G - City of Industry, CA
Subject: Packages/Info/Notice & Appeal

Mike I received an **Express Mail EH846392680US** from Ms Shumate today containing San Diego bid cluster F4 package. An unsigned note stated that the cover letter will be sent electronically Monday morning. **No such cover letter has been received as of this time.** The Workhour Impact Report reveals the report was prepared on 11/05/09. This is inadequate notice!

Also received was Express Mail EH846392676US from Ms Shumate containing an October 19, 2009 letter of intent on San Diego District 15 separate AOs for a total of 53 clerks. The Work Hour Impact Report shows it was prepared 10/23/09. How can a letter be dated before a report is prepared? The other Work Hour Impact Reports show a prepared date of 10/26/09 yet the cover letter is dated 10/19/09.



American Postal Workers Union, AFL-CIO

Omar M. Gonzalez
Western Regional Coordinator

500 Airport Blvd. Suite 450
Burlingame, CA 94010
(650) 685-7402
(650) 685-7429 Fax

ogonzalez@apwu.org

November 4, 2009

National Executive Board

William Burrus,
President

Cliff "CJ" Guffey
Executive Vice-President

Elizabeth "Liz" Powell
Secretary-Treasurer

Greg Bell
Industrial Relations Director

James "Jim" McCarthy
Director, Clerk Craft

Steven G. "Steve" Raymer
Director, Maintenance Craft

Robert C "Bob" Pritchard
Director, M.V.S. Craft

Sharyn M. Stone
Central Region Coordinator

Michael Gallagher
Eastern Region Coordinator

John H. Dirzluz
Northeast Region Coordinator

William "Bill" Sullivan
Southern Region Coordinator

Omar M. Gonzalez
Western Region Coordinator

Mr. Mike W. Thomas
Manager, Labor Relations
Pacific Area USPS
11255 Rancho Carmel Drive, Rm 227
San Diego, CA 92197

Re: San Diego Article 12 Issues

Reference is made to a Notice of intent the San Diego District to utilize Article 12.5.C.5 to involuntarily reassign 51 full time level 6 clerks, 1 PTR and 1 PTF dated October 19, 2009 but received on November 2, 2009.

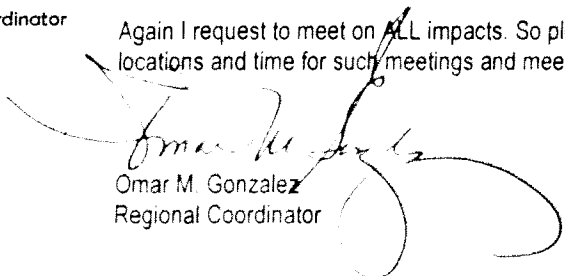
A preliminary review of the "package" reveals that the ORPES Complement vs Caps/Plans documents for the Apple Valley Post Office, and Solana Beach Post Office is not included.

Also, the package did not contain an Impact Statement for Escondido. The Region is requesting the Impact Statement and the afore mention missing information.

The last paragraph of your letter states if I wish to meet on this matter to contact Carol Hunt before the close of business October 28, 2009. This serves as a protest of this dictum on the following principals:

- An Area/Regional Meeting is required no less than 90 days (six months if possible) in advance of any anticipated reassignments per the JCIM/CBA. It is not a matter of "wishing to meet."
- I request to meet on all such impacts no less than 90 days in advance of any anticipated reassignments whether they be "details" or "excessing involuntary reassignments."
- In this instant matter the letter is dated October 21, 2009 with a no later date for contact of October 28, 2009. Assuming you mail that letter and deposit it into the mail stream that day and USPS meets delivery standards the letter would arrive some time on or about October 24, 2009 which in this case is a Saturday. It would be delivered on the business day of October 26, 2009 and processed. That is a ridiculous time frame in which to expect a "wish" for a meeting. **However, this letter was received November 2, 2009** thirteen days after it is dated.

Again I request to meet on ALL impacts. So please have your secretary Ms Hunt contact me to schedule the dates, locations and time for such meetings and meetings in the future.


Omar M. Gonzalez
Regional Coordinator

The Area/Regional Meeting was scheduled Oct. 29, 2009. Not all managers were present and the faxing of Impact Packages was impeded. The meeting was therefore rescheduled to Nov. 5, 2009 face to face. The meeting was held telephonically when the Region informed not all packages had been received. The meeting was held at 10 am. Here is the RECAP:

IMPACT- Delmar, Fallbrook Rancho Santa Fe, Santee, Redlands, Rialto, Palm Desert and Vista (San Diego District). Notice was received 9-17-09. Region advised the package did not contain backup documentation (SSRs etc) for the other offices but only Del Mar. Area CC to mail the complete package to Region. Area advised Mgt met with Local Union on 10/9/09. Employee notice to be issued on or about 11-9-09. Attrition will be applied once the Area CC reviews and tabulates incentive retirement numbers and applies to the packages. This is to be performed over the weekend so that at the next scheduled Area/Region Meeting (Nov.12) a full update number is finalized. Radius is currently at 200 miles. If there is a need to expand the Region will be consulted since San Diego District does not border on anything there are at this time a limited number of residual vacancies available. An updated residual listing is due on 11-06-09 . Area CC to provide Region with identification of limited duty and preference eligible employees impacted.

IMPACT- Los Angeles Bid Installation (LA District) District Management in process of closing out L.A. excessing. Area validating retirement incentives and application to returning senior excessed former clerks. Area to inform Region early next week.

IMPACT- Fresno/Stockton/Lodi (Sac District) Notice recd 9-21-09. 25 clerks impacted. This impact may close out because of proximity limited for placement opportunities. Area CC to advise Region at 11-12 meeting. Stockton impacts revised to 27 FT clks. Info will be provided next week as to preference eligibles/limited duty and attrition. On **Lodi**, Area CC to secure machine relo. docs.

IMPACT- Redding (Sac District) Notice recd 9-10-09. Impact to 7 FT clerks. Incentive Retirement Attrition to be determined over the weekend. Radius 200 miles. Limited Duty and Preference eligibles with group unknown will be reported at 11-12 meeting. Area contends local management has not met with the Local Union. Notice to employees has not been issued.

IMPACT- Sac Stations/AOs (Sac Dist) Notice recd 9-24-09. 26 clerks impacted. Special incentive retirement Attrition to be determined and applied over week end. Radius 200 miles. Residual vacancies to be sent in and are due 11-06. Limited Duty and Preference eligibles to be determined and reported on 11-12. Colfax to be closed out. Sacramento may close out and Jamestown may close out but no determination as of yet until next week. Notice to employees has not been issued.

IMPACT- Sac Bid Installation (Sac Dist) Notice recd 9-10-09. 150 clerks impacted. Impact date is 3-15-10 not 3-27-10 but it may be as late as April. Local Mgt met with Local Union 10-11-09. No letters to employees have been issued as of yet. Attrition to be applied upon review of incentive retirements will inform at meeting of 11-12. Radius is 200 miles. Information on Limited Duty and Preference eligibles to be provided to Region next week. Employees may not have reassignment opportunities until residuals are captured. Some employees may have to be detailed.

IMPACT - Long Beach AMP (SNA Dist) Notice recd 8-21. Exact number not available will advise on 11-12. Attrition to be applied after a review of the numbers over the weekend. The Facility is not closing it is more of a centralization. Radius is 200 miles. Some discussion on placement has taken place with L.A. Local but there are two processes away at the LAX ISC from completing their bid process. They have been authorized additional complement. There are insufficient residuals at the moment but no movement will take place until after Christmas. There is no opportunity for placement in the mailhandler craft in Long Beach. Pref eligibles and LD to be reported next week. Letter were issued to employees and management met with the Local Union.

IMPACT - San Francisco (SF Dist) multiple events including AMC/ISC; Bid Installation; Function 4. PTRs. Notices recd 8-31, 9-24, 9-10. Area CC informs that the District has not yet closed out previous impacts. The PTRs may be retained however, and the Region will be advised next week. Timeline dates may vary as there are multiple events. The Area will update the Region on these impacts next week on 11-12. Area does not believe local mgt has met with local union. Attrition will be applied after weekend review of incentive retirements. Preference eligibles/Limited Duty to be identified and reported next week. Letters may have been issued but not sure. Data Collection impacts are being dropped. Details may be occurring .

IMPACT-Bay Valley Associate Office (BV District). The local parties are working on changing PT assignments to FT assignment to accommodate some impacts. No specifics available.

Area advised additional impact packages were being mailed out Friday for discussion 11-12. Region informed that it not enough time to receive, review and prepare for meeting. San Diego AO and Bid Installation , Oakland Installation & BV AOs to be sent to Region for discussion on 11-12.

WorkHour Impact Report

Impacted Bid Cluster	POWAY POST OFFICE
Installation Address	
Area Name	PACIFIC
Impact Type	Reduction Other Than by Attrition
Date of Impact	04/02/2010
Period (Dates) of Review Performed	09/13/2008 thru 09/25/2009
Report Prepared By	Linda Shumate
Report Prepared Date	10/26/2009
Reviewed By	Dallas Keck
Phone	(858) 674-0301

WorkHour Impact Report

Craft = CLERK

	A	B	C	D	E	F	G
	Current Average Weekly Hrs	Planned Weekly Hrs	Weekly Hrs Savings	Monthly Savings	Annual Work Hours Savings	Annual FTE Savings	Current FTE Yearly Hr Rate
Total	493	383	-110	-440	-5720	-3	1768

OverTime Impact

	Current OT Average Weekly Hrs	Current OT Rate	Planned OT per Week from changes	Additional Planned OT per Week	Percent Planned OT per Week	Planned OT Hours per Week	Planned OT Rate
Total	19	3.9%	-6.6	0		12	3.2%

WorkHour Impact Report

Casuals

a. Current Number of CLERK Casuals on Rolls	0
b. Current Total Non-OverTime CLERK Casuals Hours per Month	0
c. Planned Reduction in Total Non-OverTime CLERK Casuals Hours per Month	0
d. Number of CLERK Casuals that will have Reduced Hours	0
e. Number of CLERK Casuals that will be Terminated	0
f. Number of CLERK Casuals Remaining After Impact	0

g. Provide Narrative Justifying need for Remaining CLERK Casuals

There are no clerk casuals in this office.

Part Time Flexible (PTFs)

a. Current Number of CLERK PTFs on Rolls	5
b. Current Total Non-OverTime CLERK PTFs Hours per Month	640
c. Planned Reduction in Total Non-OverTime CLERK PTFs Hours per Month	-32
d. Number of CLERK PTFs that will have Reduced Hours	4
e. Will there be any CLERK PTFs Excessed from Craft or Installation	NO
If Yes how Many CLERK PTFs	0

f. Provide Narrative Explaining need for Excessing

PTF hours were reduced.

Transitional Employees (TEs)

a. Current Number of CLERK TEs on Rolls	0
b. Current Total Non-OverTime CLERK TE Hours per Month	0
c. Planned Reduction in Total Non-OverTime CLERK TE Hours per Month	0
d. Number of CLERK TEs that will have Reduced Hours	0
e. Number of CLERK TEs that will be Terminated	0
f. Number of CLERK TEs Remaining After Impact	0

g. Provide Narrative Justifying need for Remaining CLERK TEs

TE's are not authorized in the clerk craft in field offices

WorkHour Impact Report

Part Time Regular (PTRs)

a. Current Number of CLERK PTRs on Rolls	1
b. Planned Number of CLERK PTR Positions after Impact	1
c. Estimated Number of CLERK PTR Attrition	0
d. Will there be any CLERK PTRs Excessed from Craft or Installation	NO
CLERK PTRs	0

e. Provide Narrative Explaining need for Excessing

The PTR's work a limited number of hours in a set time frame. The hours cannot be combined to make an ioperationally efficient full-time assignment.

Full Time Regular (FTRs)

a. Current Number of CLERK FTRs on Rolls	9
b. Planned Number of CLERK FTR Positions After Impact	6
c. Estimated Number of CLERK FTR Attrition	0
d. Will there be any CLERK FTRs Excessed from Craft or Installation	YES
If Yes how Many CLERK FTRs	3

e. Provide Narrative Explaining need for Excessing

The ongoing loss of workload has resulted in a need to excess three (3) full-time clerks from the craft and/or installation.

WorkHour Impact Report-CLERK

Preliminary Summary

a. Total Planned Non-OT Reduction per Month for Regulars and PTRs	-408
b. Planned Reduction in Total OT Hours per Month	-26
c. Planned Reduction in Casual Non-OT Hours per Month	0
d. Planned Reduction in PTF Non-OT Hours per Month	-32
e. Planned Reduction in TE Non-OT Hours per Month	0
e. Total Planned Non-OT Hours per Month	1532
f. Total FTE Savings	-3

ORPES Complement vs Caps/Plans

Lead/Office: POWAY PO (056240)

FROM	Pay Pd 21	FY 2010	FROM	TO				Actl vs	FY 2010	FY 2010	FY 2010	FY 2010	FY 2010
TO	Pay Pd 21	FY 2010	Pay Pd 21	Pay Pd 21	CHANGE	CAP	Actl vs	FY 2010	FY 2010	FY 2010	FY 2010	FY 2010	FY 2010
			FY 2010	FY 2010	IN Mths		CAP	EOQ 1	EOQ 1	EOQ 2	EOQ 3	EOQ 4	EOQ 4
			ACTUAL	ACTUAL				PLAN	PLAN	PLAN	PLAN	PLAN	PLAN

Function 2 - DEL MGMT

2920 - Non-Bargaining	4	4					4	4					
2940 - Consolidated	4	4					4	4					

Function 2B - CITY DEL

1300 - Carriers-Full Time	43	43					43	43					
1310 - Carriers-Part Time	7	7					7	7					
1315 - City Carrier Transitional- All	2	2					2	2					
1316 - City Carrier Transitional- MOU	1	1					1	1					
1317 - City Carrier Transitional- Non-MOU	1	1					1	1					
1320 - Carriers-Casual	0	0											
1515 - City Carriers-TE MOU	0	0											
2940 - Consolidated	52	52					52	52					

Function 3B - MAINT

1800 - Maintenance-Full Time	1	1					1	1					
2940 - Consolidated	1	1					1	1					

Function 4 - CUST SERV

1100 - Clerks-Full Time	9	9					9	9					
1110 - Clerks-Part Time	6	6					6	6					
1120 - Clerks-Casual	0	0											
1130 - Clerks-PTR	1	1					1	1					
2920 - Non-Bargaining	0	0											
2940 - Consolidated	15	15					15	15					

Function 8 - ADMIN

2920 - Non-Bargaining	1	1					1	1					
2940 - Consolidated	1	1					1	1					

Grand Total

	73	73	0			73	73
--	----	----	---	--	--	----	----

ORPES Complement vs Caps/Plans

Lead/Office: POWAY PO (056240)

FROM	Pay Pd 21	FY 2009	FROM	TO				Actl vs	FY 2009	FY 2009	FY 2009	FY 2009
TO	Pay Pd 20	FY 2009	Pay Pd 21	Pay Pd 20	CHANGE	CAP	Actl vs	FY 2009	FY 2009	FY 2009	FY 2009	FY 2009
			FY 2009	FY 2009	IN Mths		CAP	EOQ 1	EOQ 1	EOQ 2	EOQ 3	EOQ 4
			ACTUAL	ACTUAL				PLAN	PLAN	PLAN	PLAN	PLAN

Function 2 - DEL MGMT

2920 - Non-Bargaining	3	4	1				4	4				
2940 - Consolidated	3	4	1				4	4				

Function 2B - CITY DEL

1300 - Carriers-Full Time	40	43	3				43	43				
1310 - Carriers-Part Time	7	7					7	7				
1315 - City Carrier Transitional- All	4	3	-1				3	3				
1316 - City Carrier Transitional- MOU	1	1					1	1				
1317 - City Carrier Transitional- Non-MOU	3	2	-1				2	2				
1320 - Carriers-Casual	0	0										
1515 - City Carriers-TE MOU	0	0										
2940 - Consolidated	51	53	2				53	53				

Function 3B - MAINT

1800 - Maintenance-Full Time	1	1					1	1				
2940 - Consolidated	1	1					1	1				

Function 4 - CUST SERV

1100 - Clerks-Full Time	9	9					9	9				
1110 - Clerks-Part Time	6	6					6	6				
1120 - Clerks-Casual	1	0	-1									
1130 - Clerks-PTR	1	1					1	1				
2920 - Non-Bargaining	0	0										
2940 - Consolidated	16	15	-1				15	15				

Function 8 - ADMIN

2920 - Non-Bargaining	1	1					1	1				
2940 - Consolidated	1	1					1	1				

Grand Total

	72	74	2				74	74				
--	----	----	---	--	--	--	----	----	--	--	--	--

ORPES Complement vs Caps/Plans

Lead/Office: POWAY PO (056240)

FROM TO	Pay Pd 21 Pay Pd 20	FY 2008 FY 2008	FROM Pay Pd 21 FY 2008 ACTUAL	TO Pay Pd 20 FY 2008 ACTUAL	CHANGE IN Mths	CAP	Actl vs CAP	Actl vs FY 2008 EOQ 1 PLAN	FY 2008 EOQ 1 PLAN	FY 2008 EOQ 2 PLAN	FY 2008 EOQ 3 PLAN	FY 2008 EOQ 4 PLAN
Function 2 - DEL MGMT												
2920 - Non-Bargaining			4	3	-1		3	3				
2940 - Consolidated			4	3	-1		3	3				
Function 2B - CITY DEL												
1300 - Carriers-Full Time			42	40	-2		40	40				
1310 - Carriers-Part Time			8	7	-1		7	7				
1315 - City Carrier Transitional- All			3	4	1		4	4				
1316 - City Carrier Transitional- MOU			0	1	1		1	1				
1317 - City Carrier Transitional- Non-MOU			3	3			3	3				
1320 - Carriers-Casual			2	0	-2							
1515 - City Carriers-TE MOU			0	0								
2940 - Consolidated			55	51	-4		51	51				
Function 3B - MAINT												
1800 - Maintenance-Full Time			1	1			1	1				
2940 - Consolidated			1	1			1	1				
Function 4 - CUST SERV												
1100 - Clerks-Full Time			9	9			9	9				
1110 - Clerks-Part Time			6	6			6	6				
1120 - Clerks-Casual			0	1	1		1	1				
1130 - Clerks-PTR			1	1			1	1				
2920 - Non-Bargaining			0	0								
2940 - Consolidated			15	16	1		16	16				
Function 8 - ADMIN												
2920 - Non-Bargaining			1	1			1	1				
2940 - Consolidated			1	1			1	1				
Grand Total			76	72	-4		72	72				

ORPES Complement vs Caps/Plans

Lead/Office: POWAY PO (056240)

FROM TO	Pay Pd 21 Pay Pd 20	FY 2007 FY 2007	FROM Pay Pd 21 FY 2007 ACTUAL	TO Pay Pd 20 FY 2007 ACTUAL	CHANGE IN Mths	CAP	Actl vs CAP	Actl vs FY 2007 EOQ 1 PLAN	FY 2007 EOQ 1 PLAN	FY 2007 EOQ 2 PLAN	FY 2007 EOQ 3 PLAN	FY 2007 EOQ 4 PLAN
Function 2 - DEL MGMT												
2920 - Non-Bargaining			4	3	-1		3	3				
2940 - Consolidated			4	3	-1		3	3				
Function 2B - CITY DEL												
1300 - Carriers-Full Time			47	42	-5		42	42				
1310 - Carriers-Part Time			6	8	2		8	8				
1315 - City Carrier Transitional- All			0	3	3		3	3				
1316 - City Carrier Transitional- MOU			0	0								
1317 - City Carrier Transitional- Non-MOU			0	0								
1320 - Carriers-Casual			2	2			2	2				
1515 - City Carriers-TE MOU			0	0								
2940 - Consolidated			55	55			55	55				
Function 3B - MAINT												
1800 - Maintenance-Full Time			1	1			1	1				
2940 - Consolidated			1	1			1	1				
Function 4 - CUST SERV												
1100 - Clerks-Full Time			7	9	2		9	9				
1110 - Clerks-Part Time			5	6	1		6	6				
1115 - Clerks-TE			0	0								
1120 - Clerks-Casual			3	0	-3							
1130 - Clerks-PTR			0	1	1		1	1				
2920 - Non-Bargaining			1	0	-1							
2940 - Consolidated			16	15	-1		15	15				
Function 8 - ADMIN												
2920 - Non-Bargaining			1	1			1	1				
2940 - Consolidated			1	1			1	1				
Grand Total			77	75	-2		75	75				

L/C Description	-----Act Ddays 6 Sply Ddays 6-----				-----Act Ddays 8 Sply Ddays 9-----				-----Act Ddays 8 Sply Ddays 9-----			
	Act/Plan	10-03-2009	- 10-09-2009		Act/Plan	10-01-2009	- 10-09-2009		Act/Plan	10-01-2009	- 10-09-2009	
	SPLY	10-04-2008	- 10-10-2008		SPLY	10-01-2008	- 10-10-2008		SPLY	10-01-2008	- 10-10-2008	
	*****	Current Week	*****		*****	Month to Date	*****		*****	Year to Date	*****	
	Actual	Plan	%Plan	%SPLY	Actual MTD	Plan MTD	%P MTD	%S MTD	Actual YTD	Plan YTD	%P YTD	%S YTD
10 D/S SUPERVISOR	172	119	44.5	45.8	213	158	34.8	13.9	213	158	34.8	13.9
11 OFFICE	475	553	-14.1	-20.2	587	737	-20.4	-32.2	641	737	-13.0	-26.0
12 STREET	1,316	1,266	3.9	-2.4	1,750	1,687	3.7	-12.4	1,750	1,687	3.7	-12.4
13 OTHER	52	20	160.0	225.0	67	28	139.3	55.8	67	28	139.3	55.8
16 CC CUS SUPPORT	0	2	-100.0	-100.0	0	2	-100.0	-100.0	0	2	-100.0	-100.0
17 COLLECTIONS	15	18	-16.7	-21.1	19	24	-20.8	-32.1	19	24	-20.8	-32.1
19 ROUTERS	0	0	0.0	0.0	1	0	0.0	0.0	1	0	0.0	0.0
FN2C CITY CARRIER HRS	1,858	1,857	0.1	-6.1	2,424	2,476	-2.1	-17.4	2,478	2,476	0.1	-15.6
12 OPNS D/S TNG HRS	0	3	-100.0	0.0	0	4	-100.0	0.0	0	4	-100.0	0.0
FN2B CITY DELIVERY	2,030	1,981	2.5	-4.3	2,637	2,640	-0.1	-16.5	2,691	2,640	1.9	-14.8
CMCD FN2C % TO STANDARD	101.41	94.78	7.0	-9.7	97.31	94.74	2.7	-7.3	106.25	94.74	12.1	1.2
12C CITY CARRIER OT	149	0	0.0	-11.8	207	0	0.0	-28.4	221	0	0.0	-23.5
12CR CITY CARR OT RATIO	8.02	0.00	0.0	-6.1	8.54	0.00	0.0	-13.3	8.92	0.00	0.0	-9.4
12B FN2B OT	158	170	-7.1	-16.0	217	228	-4.8	-32.4	231	228	1.3	-28.0
12BR FN2B OT RATIO	7.78	8.58	-9.3	-12.2	8.23	8.64	-4.7	-19.0	8.58	8.64	-0.6	-15.5
PO2C CITY CARRIER PO	1	0	0.0	-50.0	5	0	0.0	66.7	5	0	0.0	66.7
SL2C CITY CARRIER SL	84	0	0.0	265.2	119	0	0.0	-252.6	119	0	0.0	-194.4
S2CR CITY CARR SL RATIO	4.52	0.00	0.0	289.0	4.91	0.00	0.0	-284.7	4.80	0.00	0.0	-211.9
SL2B CITY DELIVERY SL	108	85	27.1	369.6	151	112	34.8	-293.6	151	112	34.8	-219.8
S2BR CITY DEL SL RATIO	5.32	4.29	24.0	390.6	5.73	4.24	35.0	-331.8	5.61	4.24	32.3	-240.6
A2BR FN2B AL RATIO	6.95	0.00	0.0	40.3	8.38	0.00	0.0	64.4	8.21	0.00	0.0	65.2
SDPD POSS DEL	17,898	17,887	0.1	0.2	17,898	17,887	0.1	0.2	17,898	17,887	0.1	0.2
CUPD CUM DELIVERIES	107,388	107,322	0.1	0.2	143,182	143,096	0.1	-11.0	143,182	143,096	0.1	-11.0
CTRT CITY STREET ROUTES	37	40	-7.5	-5.1	37	40	-7.5	-5.1	37	40	-7.5	-5.1
CDPR CITY DEL PER ROUTE	483.7	447.2	8.2	5.6	483.7	447.2	8.2	5.6	483.7	447.2	8.2	5.6
CDV TOT CDV PIECE	635,853	641,385	-0.9	-11.0	811,742	855,176	-5.1	-23.6	811,742	855,176	-5.1	-23.6
CSFL CASED FLATS	119,635	173,599	-31.1	-21.0	153,782	231,465	-33.6	-35.8	153,782	231,465	-33.6	-35.8
CSLT CASED LETTERS	43,007	24,453	75.9	65.6	51,375	32,604	57.6	29.5	51,375	32,604	57.6	29.5
CSVL TOT CASED VOL	162,642	198,052	-17.9	-8.3	205,157	264,069	-22.3	-26.5	205,157	264,069	-22.3	-26.5
DPS CITY CARR DPS	408,400	380,021	7.5	-16.8	525,383	506,691	3.7	-24.7	525,383	506,691	3.7	-24.7
SEQ SEQUENCED VOLUME	64,811	63,312	2.4	41.2	81,202	84,416	-3.8	-4.9	81,202	84,416	-3.8	-4.9
PKCC CITY CARRIER PKGS	3,718	2,495	49.0	206.3	4,499	3,327	35.2	59.5	4,499	3,327	35.2	59.5
OEI OFFICE EFF INDICATOR	226.08	194.07	16.5	25.5	243.51	194.16	25.4	31.1	223.02	194.16	14.9	20.1
SEI STREET EFF IND	81.60	84.77	-3.7	2.7	81.82	84.82	-3.5	1.6	81.82	84.82	-3.5	1.6
TEI DELIVERIES PER HOUR	57.80	57.64	0.3	8.0	59.07	57.65	2.5	9.1	57.78	57.65	0.2	6.7
DPSD DPS % - DPS OFFICES	90.47	93.95	-3.7	-4.7	91.09	93.95	-3.0	-3.7	91.09	93.95	-3.0	-3.7
DPSD DPS % - ALL OFFICES	90.47	93.95	-3.7	-4.7	91.09	93.95	-3.0	-3.7	91.09	93.95	-3.0	-3.7
38 BUILDING SERV-CUSTOD	39	41	-4.9	-2.5	55	55	0.0	-14.1	55	55	0.0	-14.1
FN3B TOTAL PLNT & EQUIP	39	41	-4.9	-2.5	55	55	0.0	-14.1	55	55	0.0	-14.1
OT3B OPS PLANT & EQUIP OT	0	1	-100.0	0.0	0	2	-100.0	0.0	0	2	-100.0	0.0
O3BR PLNT&EQUIP OT RATIO	0.00	2.44	-100.0	0.0	0.00	3.64	-100.0	0.0	0.00	3.64	-100.0	0.0
SL3B PLNT & EQUIP SL	0	2	-100.0	0.0	0	2	-100.0	0.0	0	2	-100.0	0.0
S3BR PLNT&EQUIP SL RATIO	0.00	4.88	-100.0	0.0	0.00	3.64	-100.0	0.0	0.00	3.64	-100.0	0.0
42 BUSINESS RETURN SERV	11	10	10.0	0.0	15	14	7.1	0.0	15	14	7.1	0.0
43 UNIT DIST MANUAL	120	122	-1.6	-27.7	153	163	-6.1	-36.0	153	163	-6.1	-36.0
44 PO BOX DIST	18	14	28.6	-30.8	28	18	55.6	-24.3	28	18	55.6	-24.3
45 WINDOW SERVICE	169	163	3.7	-8.2	225	216	4.2	-21.1	225	216	4.2	-21.1
46 VENDING EQUIP	0	0	0.0	-100.0	0	0	0.0	-100.0	0	0	0.0	-100.0
48 ADMIN MISC	89	106	-16.0	15.6	113	142	-20.4	0.0	113	142	-20.4	0.0
FN4C C/S CLERK/MH HRS	407	415	-1.9	-11.5	534	553	-3.4	-21.7	534	553	-3.4	-21.7
94 OPNS C/S TNG HRS	0	2	-100.0	0.0	0	2	-100.0	0.0	0	2	-100.0	0.0
FN4 TOTAL C/S HRS	407	417	-2.4	-11.5	534	555	-3.8	-21.7	534	555	-3.8	-21.7
OT4 OPS RETAIL OT	13	15	-13.3	0.0	20	21	-4.8	0.0	20	21	-4.8	0.0

CURRENT

PROPOSED

JOB ID	TITLE	SKILLS	SCHED	DAYS/OFF	Clas/Lvl
Name	SSN	Seniority	Vet	Y/N	

1	95552616	Mall Pro CI	Scheme	4:00-12:30	Sat/Sun	5			
	Ghlotto				1/21/1984	N			
2	95560366	Mall Pro CI	Scheme	3:45-12:15	Sun/Rot	5			
	Cooper				11/9/1985	N			
3	95509778	Mall Pro CI	Scheme	6:30-15:00	Sun/Wed	5			
	Bernal				10/11/1986	Y			
4	95474790	Dist/Win	Scheme/POS	5:30-11:30	Sat/Sun	5			
	Voeks				11/20/1989				
5	70188330	Dist/Win	Scheme/POS	4:00-13:00	Fri/Sun	5			
	Otto				7/15/1997				
6	95824414	Dist/Win	Scheme/POS	Relief	Sun/Rot	5			
	Yotel				10/6/2001				
7	95706118	Dist/Win	Scheme/POS	9:00-18:00	Sun/Mon	5			
	Chen				2/7/2004				
8	70342222	Dist/Win	Scheme/POS	9:00-18:00	Sat/Sun	5			
	Thompson				4/15/2006				
9	95818336	Dist/Win	Scheme/POS	08:25-17:25	Sat/Sun	5			
	Tang								
10	70346392	Dist/Win	Scheme/POS	10:30-19:30	Sun/Wed	5			
	Murray		NRP						

JOB ID	TITLE	SKILLS	SCHED	DAYS/OFF	Clas/Lvl
Name	SSN	Seniority	Vet	Y/N	

1	95552616	Mall Pro CI	Scheme	4:00-12:30	Sat/Sun	5			
				Lunch 30mins					
2	95509778	Box/SSA	Webbats/POS	7:00-16:00	Sun/Tue	5			
				Lunch 1Hr					
3		SSA	POS	8:30-17:30	Sun/Wed	5			
				Lunch 1Hr					
4	95474790	Dist/Win	Scheme/POS	5:30-11:30	Sat/Sun	5			
5	70188330	Dist/Win	Scheme/POS	8:30-17:30	Sun/Fri	5			
6	95824414	Dist/Win	Scheme/POS	Relief	Sun/Thu	5			
7	95706118	Dist/Win	Scheme/POS	10:00-1900	Sun/Mon	5			
				Lunch 1Hr					
8									
9									
10									

Bid Position?

③ CUSTOMER SERVICE VARIANCE - [920]-SAN DIEGO PFC					
POWAY PO - POWAY PO 056240			Variance Date: 08/13/2009		
Analysis Period: 05/09/2009 to 08/07/2009 - Customer Service Days: 76			Unit Level: 21 Man Yr: 0 CAG: C		
Benchmark Generation: FY 2008 WK 1 - FY 2008 WK 52		[POWAY PO] POWAY PO			
FTEE COMPLEMENT ANALYSIS					
UNIT VARIABLES	BENCHMARK	EARNED	ACTUAL	VARIANCE	% ACHIEVED
Full Time Clerk	0	0	9	9	0%
Part Time Flexible Clerk	11	10	5	-5	200.00%
Part Time Regular Clerk	1	1	1	0	0.00%
Full Time MH	0	0	0	0	0.00%
Part Time Flexible MH	0	0	0	0	0.00%
Part Time Regular MH	0	0	0	0	0.00%
Full Time Equivalent Emp	12	11	15	4.29	71.39%
Full Time Equivalent Hrs	1871	1870	1477		
WORKHOUR ANALYSIS					
<i>Automation/Mechanized (LDC41L-41F)</i>					
UNIT VARIABLES	BENCHMARK	EARNED	ACTUAL	VARIANCE	% ACHIEVED
LDC 41 Ltrs Hours	0	0	0	0	0%
LDC 41 Flts Hours	0	0	0	0	0%
Total Auto/Mech Hours	0	0	0	0	0%
<i>Manual (LDC43-44)</i>					
LDC 43L Hours	160	108	276	168	39.20%
LDC 43F Hours	304	160	290	130	55.26%
LDC 43P Hours	564	519	505	-14	102.75%
LDC 43A Hours	667	684	601	-83	113.79%
LDC 43 Total	1695	1471	1672	201	87.99%
LDC 44 Hours	251	167	389	222	42.93%
Total Manual Hours	1946	1638	2061	423	79.49%
<i>Retail/Admin (LDC 42,45,46,48)</i>					
LDC 42 Hours	246	176	176	0	100.00%
LDC 45 Hours	1956	1889	2331	442	81.03%
LDC 46 Hours	11	0	0	0	0%
LDC 48 Hours	1334	1335	1007	-328	132.62%
Total Retail/Admin Hours	3547	3400	3514	114	96.76%
Total Function Four	5494	5039	5575	536	90.38%
WORKLOAD ANALYSIS					
UNIT VARIABLES	BENCHMARK	EARNED	ACTUAL	VARIANCE	% VARIANCE
LDC 41 TPF Ltrs Vol Pcs	0		0	0	0%
LDC 41 TPF Flts Vol Pcs	0		0	0	0%
Auto/Mech Volume	0		0	0	0%
LDC 43 Dist Vol Ltrs (Ft)	1158		782	-376	- 32.49%
LDC 43 Dist Vol Flts (Ft)	2690		1419	-1271	- 47.25%

LDC 43 Dist Vol PP/Sprs	170901		157216	-13685	- 8.01%
LDC 44 Box Ltrs (Ft)	894		724	-170	- 19.07%
LDC 44 Box Flts (Ft)	428		288	-140	- 32.77%
Manual Vol (w/o PP/Sprs)	5170		3213	-1957	- 37.85%
LDC 45 Transactions	78631		68594	-10037	- 12.76%
Retail Transaction Volume	78631		68594	-10037	- 12.76%
PRODUCTIVITY ANALYSIS					
UNIT VARIABLES	BENCHMARK	EARNED	ACTUAL	VARIANCE	% ACHIEVED
LDC 41 Ltr PPH	0	0	0	0	0%
LDC 41 Flt PPH	0	0	0	0	0%
LDC 43 Dist Vol Ltrs FPH	7.22	7.22	2.83	- 4.39	39.20%
LDC 43 Dist Vol Flts FPH	8.85	8.85	4.89	- 3.96	55.26%
LDC 43 Dist PP/Sprs PPH	303	303	311	8	102.64%
LDC 43 Allied Hrs per day	8.78	9.00	7.91	- 1.09	113.79%
LDC 44 Box L&F FPH	5.27	6.05	2.60	- 3.45	42.96%
LDC 45 Min. per Trans	1.49	1.65	2.04	0.39	81.03%
LDC 45 Trans per 1412	193.71		144.11	- 49.60	74.39%
UNIT ROUTE AND DELIVERIES ANALYSIS					
UNIT VARIABLES	BENCHMARK	EARNED	ACTUAL	VARIANCE	% VARIANCE
City Routes	39		40	1	2.56%
Rural Routes	0		0	0	0%
CDS Routes	0		0	0	0%
POB Equivalent Routes	12		12	0	0.00%
City Deliveries	17872		17884	12	0.07%
Rural Deliveries	0		0	0	0%
CDS Deliveries	0		0	0	0%
PO Box Deliveries	1406		1424	18	1.28%
FTES DAILY STAFFING ANALYSIS					
UNIT VARIABLES	BENCHMARK	EARNED	ACTUAL	VARIANCE	
Clerk/Mailhandler	10.91	10.02	11.09	1.07	

POWAY PO - POWAY PO - LDC 42 EARNED WORKHOURS

WORKLOAD ELEMENT	SOURCE	VALUE	CSV FACTORS INCLUDES STB	BENCHMARK MINS / DAY
BRM/PD #ACCT.POSTED	AVERAGE DAILY	65	2.263 Minutes ea. Daily avg.	147.10
BRM/PD AVG PIECES	AVERAGE DAILY	125	BRM/PD Pieces / 9.060 = Minutes	13.80
FLEX TIME	APPROV MIN.	0.00	Actual Authorized Other Time	0.00
MERCHANDISE RETURN SVC	AVERAGE DAILY	10	1.6634 Minutes ea. Daily avg.	16.63
PARCEL RETURN SVC	AVERAGE DAILY	10	1.6634 Minutes ea. Daily avg.	16.63
<i>Period 05/16/2009 - 08/14/2009 (76 Data Days)</i>		TOT.BENCHMARK MINUTES P/DAY		194.16
<i>Report date 08/19/2009</i>		TOT.LDC42 BENCHMARK HOURS		245.94

Bold Lettering = District Level Editable Workload Elements

POWAY PO - POWAY PO - LDC 48 EARNED WORKHOURS

WORKLOAD ELEMENT	SOURCE	VALUE	CSV FACTORS INCLUDES STB	BENCHMARK MINS / DAY
2ND NOTICES DLVS	DELIVERIES	19278	2.1450 minutes per 1000 Deliveries	41.35 ✓
APC MAINTENANCE	# PER MACHINE	0	5.3645 per machine	0.00
AVG MAILINGS PER	# PER	0.00	Mailings * 12 Mth * 30.650 min / 302	0.00
BOX ACCOUNTABLE MAIL	ROUTES 1 per 500	2.81	6.437 minutes per route	18.09 ✓
CALLER SERVICE (PAID)	AVG DAY	7	Callers *1.3400 minutes	9.38
CANCEL MAIL	ACTUAL MINUTES	0	Actual + (STB Factor 0.0729)	0.00
CARRIER ACCOUNTABLES	ROUTES	39	6.437 minutes per route	251.04 ✓
CFS MAINTENANCE	DELIVERIES	19278	0.6437 minutes per 500 Deliveries	24.82
CLAIMS	DELIVERIES	19278	3.2187 minutes per 5000 Deliveries	12.41 ✓
COLLECTIONS	ACTUAL	60	Actual + (STB Factor 0.0729)	64.37
DISPATCH DLVS	DELIVERIES	19278	6.4370 minutes per 1000 possible	124.09
EXPRESS MAIL DELIVERY	ACTUAL	30	Actual + (STB Factor 0.0729)	32.19 ✓
EXPRESS/PRIORITY SCANS	# OF SCANS	500	0.150 min for each of the 1st 200 + 0.150 min each > 200	75.00 ✓
FIRM HOLDOUT	AVG DAY	7	Firm Holdouts *1.34 minutes	9.38
FLEX TIME	APPROV MIN.	0.00	Actual Authorized Other Time	0.00
GENERAL CLERK	OFFICE LEVEL	0.00	Lead Finance Level 22,24 or 26 +(STB Factor 0.0729)	0.00
NIXIE/UBBM	DELIVERIES	19278	5.3645 minutes per 500 Deliveries	206.83 ✓
OFFSITE TRAVEL/ADMIN	ACTUAL MINUTES	0.00	Actual + (STB Factor 0.0729)	0.00
OPN &CLS SUPPLIES &SVCS	# OF OFFICES	1	13.41 minutes per office	13.41 ✓
P.O. BOX MAINT	BOXES-RENTED	1406	Rented boxes *2.145 min / 302	9.99 ✓
POST OFFICE BOXES	RENTED	1406	Not Applicable	
PREMIUM FOWARDING SVC	ACTUAL	5	Actual + (STB Factor 0.0729)	5.36 ✓
PS 8125 VERIFICATION	# OF SCANS	3	7.51 minutes per shipment	22.53 ✓
ROUTES CDS	DELIVERIES	0	Not Applicable	
ROUTES CITY	DELIVERIES	17872	Not Applicable	
ROUTES RURAL	DELIVERIES	0	Not Applicable	
TELEPHONE	DELIVERIES	19278	3.2187 minutes per 1000 Deliveries	62.05
VALIDATE 1412 'S	POS	5	6.437 minutes per 1412	34.38
VERIFY DEPOSIT/TRANSMIT	# OF OFFICES	1	36.850 minutes per Office	36.85
<i>Period 05/09/2009 - 08/07/2009 (76 Data Days)</i>			TOT.BENCHMARK MINUTES P/DAY	1053.53
<i>Report date 08/13/2009</i>			TOT.LDC48 BENCHMARK HOURS	1334.47

Bold Lettering = District Level Editable Workload Elements

CUSTOMER SERVICE VARIANCE - CLERK/MAILHANDLER COMPLEMENT				
Delivery Days: 302		POWAY PO - POWAY PO 056240		DATE
Leave Replacement Calculation				
Leave Type	Hrs Per Day	Leave %	Formula	Employ
Annual Leave	67	14.00%	(CSV Avg Daily Hours x 14.00%x(6 day wk/40 hr WHwk)=	1.43
Sick Leave	67	3.50%	(CSV Avg Daily Hours x 3.50%x(6 day wk/40 hr WHwk)=	0.36
LWOP	67	1.00%	(CSV Avg Daily Hours x 1.00%x(6 day wk/40 hr WHwk)=	0.10
(Subtract Overtime)	67	12.00%	(CSV Avg Daily Hours x 12.00%x(6 day wk/40 hr WHwk)=	1.22
Net Total		6.50%	Leave/OT Replacement Needs >>>>	0.66
			Replacement for Replacement >>>>	0.04
			Total Leave Replacement >>>>	0.71
Man Year (0 < 100, 1 100-199, 2 => 200)		0		Current Ratio FT/PT
				67%
				Target Ratio FT/PT
				8%
Current on Rolls			Earned Complement	
Full Time Clerk	9		Full Time Clerk	
Part Time Flexible Clerk	5		Part Time Flexible Clerk	
Part Time Regular Clerk	1		Part Time Regular Clerk	
Full Time Mailhandler	0		Full Time Mailhandler	
Part Time Flexible Mailhandler	0		Part Time Flexible Mailhandler	
Part Time Regular Mailhandler	0		Part Time Regular Mailhandler	
Total F4 on Rolls	15		Total F4 Earned	
Current Actual	Daily Hrs	Employees	Target	Daily Hrs
LDC 41 Clerk/MH(s)	0.00	0.00	LDC 41 Clerk/MH(s)	0.00
LDC 42 Clerk/MH(s)	1.27	0.19	LDC 42 Clerk/MH(s)	1.27
LDC 43 Clerk/MH(s)	23.67	3.58	LDC 43 Clerk/MH(s)	20.83
LDC 44 Clerk/MH(s)	4.75	0.72	LDC 44 Clerk/MH(s)	2.47
LDC 45 Clerk/MH(s)	30.88	4.67	LDC 45 Clerk/MH(s)	25.32
LDC 46 Clerk/MH(s)	0.13	0.02	LDC 46 Clerk/MH(s)	0.07
LDC 48 Clerk/MH(s)	15.02	2.27	LDC 48 Clerk/MH(s)	17.51
Total Actual Daily Hrs	75.71	11.45	Total Earned Daily Hrs	67.47
Daily Hours Actual	75.71		Daily Hours Earned	
Current Complement	15		Target Complement	
FTEE Current	1524		FTEE Target	
Projected Annual Hrs Actual	22,863		Projected Annual Hrs Earned	
On Duty Required Totals	10.19		Full Time Equiv Employee (Hrs per)	
Leave Replacement Totals	0.71		Variance FTEE	
Complement Total	10.89		Complement % Achieved	



WOS Earned - Actual Staffing Graph

Total number of rows: 22

Total number of columns: 3

Report Filter:

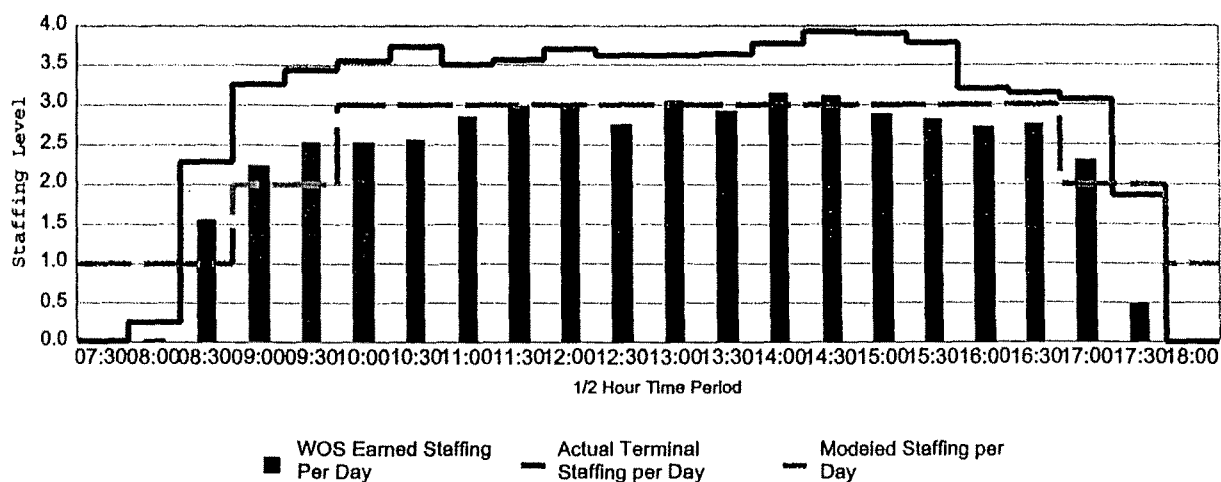
{{Retail Unit} = PM-POWAY:0562400064) And (Month = Jul 2009,Jun 2009,May 2009,Apr 2009,Mar 2009 or Feb 2009) And {{Day of Week} = MONDAY,TUESDAY,WEDNESDAY,THURSDAY or FRIDAY)



WOS Earned - Actual Staffing Graph

WOS Earned - Actual Staffing Graph

The Actual Terminal Staffing is based on activity at the Front Office Counters and Passport terminals ONLY.



1/2 Hour of Day	Metrics	WOS Earned Staffing Per Day	Actual Terminal Staffing per Day	Modeled Staffing per Day
07:30		0.0	0.0	1
08:00		0.0	0.3	1
08:30		1.6	2.3	1
09:00		2.2	3.3	2
09:30		2.5	3.4	2
10:00		2.5	3.6	3
10:30		2.6	3.7	3



WOS Earned - Actual Staffing Graph

1/2 Hour of Day	Metrics	WOS Earned Staffing-Per Day	Actual Terminal Staffing-per Day	Modeled Staffing-per Day
11:00		2.9	3.5	3
11:30		3.0	3.6	3
12:00		3.0	3.7	3
12:30		2.8	3.6	3
13:00		3.0	3.6	3
13:30		2.9	3.6	3
14:00		3.2	3.8	3
14:30		3.1	3.9	3
15:00		2.9	3.9	3
15:30		2.8	3.8	3
16:00		2.7	3.2	3
16:30		2.8	3.1	3
17:00		2.3	3.1	2
17:30		0.5	1.9	2
18:00		0.0	0.0	1



WOS Earned - Actual Staffing Graph

Total number of rows: 15

Total number of columns: 3

Report Filter:

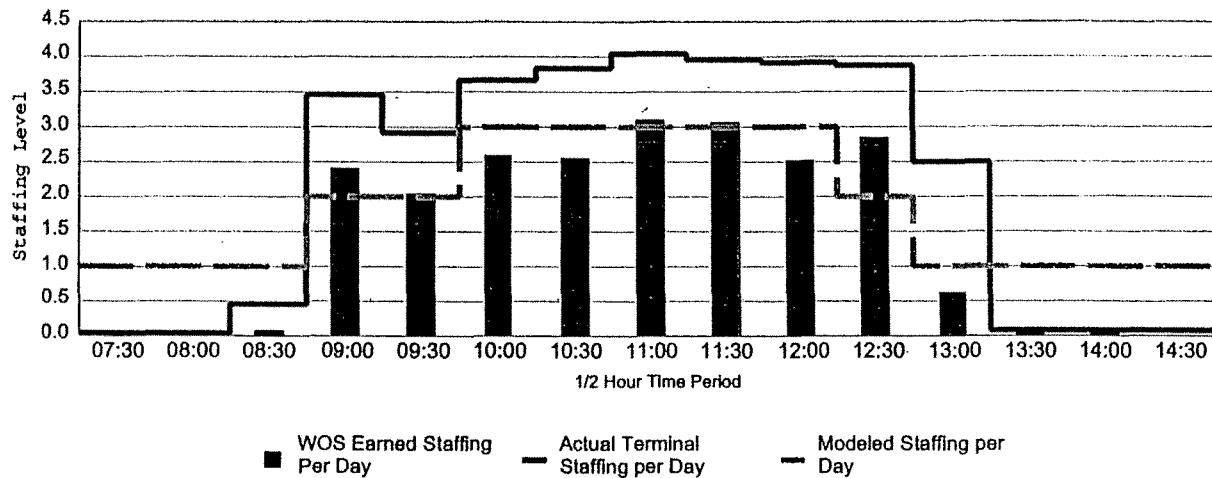
{{Retail Unit} = PM-POWAY:0562400064) And (Month = Jul 2009,Jun 2009,May 2009,Apr 2009,Mar 2009 or Feb 2009) And {{Day of Week} = SATURDAY)



WOS Earned - Actual Staffing Graph

WOS Earned - Actual Staffing Graph

The Actual Terminal Staffing is based on activity at the Front Office Counters and Passport terminals ONLY.



1/2 Hour of Day	Metrics	WOS Earned Staffing Per Day	Actual Terminal Staffing per Day	Modeled Staffing per Day
07:30		0.0	0.0	1
08:00		0.0	0.0	1
08:30		0.1	0.5	1
09:00		2.4	3.5	2
09:30		2.0	2.9	2
10:00		2.6	3.7	3
10:30		2.5	3.8	3



WOS Earned - Actual Staffing Graph

1/2 Hour of Day	Metrics	WOS Earned Staffing Per Day	Actual Terminal Staffing per Day	Modeled Staffing per Day
11:00		3.1	4.0	3
11:30		3.1	4.0	3
12:00		2.5	3.9	3
12:30		2.8	3.9	2
13:00		0.6	2.5	1
13:30		0.1	0.1	1
14:00		0.1	0.1	1
14:30		0.0	0.1	1

OFFICE	LAST	FIRST	MI	EMP ID	JOB ID	JOB TITLE	EMP LEVEL	D/A	FUNC	LDC	OCC CODE	EOD	SEN DATE	SEN #	VET PREF	STREET	CITY	STATE
WAY PO	GHIOTTO	JEFFREY	M	3049120	95552616	MAIL PROCESSING CLERK	6	110	4	43	23150063	5/6/1978	1/21/1984	1	N			
WAY PO	COOPER	MICHAEL	J	3005146	95560366	MAIL PROCESSING CLERK	6	110	4	43	23150063	7/29/1985	11/9/1985	1	N			
WAY PO	BERNAL	ANTHONY	A	3324182	95509778	MAIL PROCESSING CLERK	6	110	4	43	23150063	10/11/1986	10/11/1986	1	Y			
WAY PO	VOEKS	THERESA	A	3104843	95474790	SALES,SVCS/DISTRIBUTION ASSOC	6	310	4	45	23200003	11/20/1989	11/20/1989	1	N			
WAY PO	OTTO	PAUL	W	3018975	70188330	DIST WINDOW CLK	7	110	4	43	234002XX	11/4/1981	7/15/1997	1	N			
WAY PO	VOTEL	JAMES	A	3182213	95824414	SALES,SVCS/DISTRIBUTION ASSOC	6	110	4	45	23200003	8/6/1984	10/6/2001	1	N			
WAY PO	CHEN	IVY	W	3115407	95706118	SALES,SVCS/DISTRIBUTION ASSOC	6	110	4	45	23200003	6/14/2003	2/7/2004	1	N			
WAY PO	LOWE	BARBARA	L	3200390	95612837	SALES,SVCS/DISTRIBUTION ASSOC	6	410	4	45	23200003	5/15/2004	5/15/2004	1	N			
WAY PO	SITTO	VIVIENNE		3489967	95618665	SALES,SVCS/DISTRIBUTION ASSOC	6	410	4	45	23200003	12/29/2005	1/7/2006	1	N			
WAY PO	THOMPSON	HARRY	J	2999709	70342222	SALES,SVCS/DISTRIBUTION ASSOC	6	110	4	45	23200003	4/13/1996	4/15/2006	1	Y	4470 APPLETON ST	SAN DIEGO	CA
WAY PO	SAULO	JACOB		3702321	95834537	SALES,SVCS/DISTRIBUTION ASSOC	6	410	4	45	23200003	11/11/2006	11/11/2006	1	N			
WAY PO	HERNANDEZ	JOSE	M	3717286	95629055	SALES,SVCS/DISTRIBUTION ASSOC	6	410	4	48	23200003	12/9/2006	12/9/2006	1	Y			
WAY PO	AREVALO	JENNIFER	R	3717289	95650073	SALES,SVCS/DISTRIBUTION ASSOC	6	410	4	45	23200003	12/9/2006	12/9/2006	2	N			
WAY PO	TANG	VINH	Q	2965425	95818336	SALES,SVCS/DISTRIBUTION ASSOC	6	110	4	45	23200003	12/10/2005	4/25/2009	1	N	10393 ADERMAN AVE	SAN DIEGO	CA
WAY PO	MURRY	DEANNA	J	3113153	70346392	SALES,SVCS/DISTRIBUTION ASSOC	6	110	4	45	23200003	9/18/1993	8/15/2009	1	N	3177 DEHESA RD APT 13	EL CAJON	CA