

P. 03/08
 FAX NO. 3033135665
 MAR-24-2006 FRI 03:56 PM USPS LR SRVC CNTR #2

MULTI-EVENT
 Big Sky

Last Updated: 2/21/2006

SUB-TOTALS	
34,955	19.9

Event Name	Mail Type	Comments	Location(s) Deployed	Annual Impact Hours	FTE Impact People	Impact Location(s)	Craft	Deploy Date	Impact Statement Date	Withholding Request Completed [Y or N]	Excess Outside Craft or Installation [Y or N]	Excess Notification Date
CCR Enhancements QIOSS	L		Billings P&DC	2,814	1.8	Billings P&DC	Clerk	8/21/2006				
CCR Enhancements QIOSS	L		Billings P&DC	-728	-0.4	Billings P&DC	Maintenance	8/21/2006				
Integrated Dispatch and Receipt (IDR)	L & F		Billings P&DC	12,982	7.4	Billings P&DC	Clerk	2/27/2006		N	N	
Integrated Dispatch and Receipt (IDR)	L & F		Billings P&DC	-1,843	-1.1	Billings P&DC	Maintenance	2/27/2006				
Postal Automated Redirect System (PARS)	L		Billings P&DC	-3,106	-1.8	Billings P&DC	Clerk	1/1/2007				
Postal Automated Redirect System (PARS)	L		Billings P&DC (CFS)	4,803	2.7	Billings P&DC (CFS)	Clerk	1/1/2007				
Postal Automated Redirect System (PARS)	L		Billings P&DC	3,233	1.8	Big Sky District	Clerk	1/1/2007				
Postal Automated Redirect System (PARS)	L		Billings P&DC	1,179	0.7	Big Sky District	City Carrier	1/1/2007				
Postal Automated Redirect System (PARS)	L		Billings P&DC	371	0.2	Big Sky District	Rural Carrier	1/1/2007				
Integrated Dispatch and Receipt (IDR)	L & F		Butte PO	4,587	2.8	Butte PO	Clerk	12/31/2006				
Integrated Dispatch and Receipt (IDR)	L & F		Butte PO	-998	-0.6	Butte PO	Maintenance	12/31/2006				
Integrated Dispatch and Receipt (IDR)	L & F		Great Falls MP Annex	4,126	2.4	Great Falls MP Annex	Clerk	12/31/2006				
Integrated Dispatch and Receipt (IDR)	L & F		Great Falls MP Annex	-1,394	-0.8	Great Falls MP Annex	Maintenance	12/31/2006				
Integrated Dispatch and Receipt (IDR)	L & F		Missoula FO	3,046	1.7	Missoula PO	Clerk	12/31/2006				
Integrated Dispatch and Receipt (IDR)	L & F		Missoula FO	-1,384	-0.8	Missoula PO	Maintenance	12/31/2006				
Postal Automated Redirect System (PARS)	L		Missoula FO	7,298	4.2	Missoula PO	Clerk	1/1/2007				


- To: () Pacific Area Local(s)
 Western Area Local(s)
 () So. West Area Local(s)

- Withholding Info
 Staffing Issue(s)
 Status Update
 Grievance Administration

Please review, take action and reduce issues to writing

Comments *Here is a calendar of projected events and attrition info. I am challenging its incomplete data.*

Omar M. Gonzalez, Coordinator
 cc NWA, Director




MULTI-EVENT
Colorado/Wyoming

Last Updated: 2/21/2006

289,200 165.0

Event Name	Mail Type	Comments	Location(s)	Annual Impact Hours	FTE Impact People	Impact Location(s)	Craft	Deploy Date	Impact Statement Date	Withholding Request Completed (Y or N)	Excess Outside Craft or Installation (Y or N)	Excess Notification Date
Integrated Dispatch and Receipt (IDR)	L & F		Colorado Springs P&DC	6,578	4.9	Colorado Springs P&DC	Maintenance	1/12/2007				
Integrated Dispatch and Receipt (IDR)	L & F		Colorado Springs P&DC	-1,522	-0.9	Colorado Springs P&DC	Maintenance	1/12/2007				
OCR Enhancement/IOSS	L	Replace MLCGRs	Colorado Springs P&DC	13,919	7.9	Colorado Springs P&DC	Clerk	4/20/2005				
OCR Enhancement/IOSS	L	Replace MLCGRs	Colorado Springs P&DC	-712	-0.4	Colorado Springs P&DC	Maintenance	4/20/2005				
Integrated Dispatch and Receipt (IDR)	L & F		Chrysanthe P&DC	1,668	1.0	Chrysanthe P&DC	Maintenance	01/01/07				
Integrated Dispatch and Receipt (IDR)	L & F		Chrysanthe P&DC	869	-0.4	Chrysanthe P&DC	Maintenance	01/01/07				
Automatic Item Handling System (AHS) (00)	F	7 AFSSAs	Denver P&DC	25,627	14.6	Denver P&DC	Clerk	4/15/2006				
OCR Enhancement/IOSS	L	Replace MLCGRs	Denver P&DC	66,362	37.9	Denver P&DC	Clerk	6/17/2006				
OCR Enhancement/IOSS	L	Replace MLCGRs	Denver P&DC	2,053	1.2	Denver P&DC	Maintenance	6/17/2006				
Integrated Dispatch and Receipt (IDR)	L & F		Denver P&DC	7,019	4.0	Denver P&DC	Maintenance	01/01/07				
Integrated Dispatch and Receipt (IDR)	L & F		Denver P&DC	431	-0.3	Denver P&DC	Maintenance	01/01/07				
Integrated Dispatch and Receipt (IDR)	L & F		Grand Junction MHA	3,711	2.1	Grand Junction MHA	Maintenance	1/12/2007				
Integrated Dispatch and Receipt (IDR)	L & F		Grand Junction MHA	-939	-0.6	Grand Junction MHA	Maintenance	1/12/2007				
AFSM 100 Automatic Induction	F	7 AFSSAs	Denver P&DC	76,950	43.7	Denver P&DC	Clerk	9/22/2006				
AFSM 100 Automatic Induction	F	7 AFSSAs	Denver P&DC	-9,186	-5.2	Denver P&DC	Maintenance	9/22/2006				
AFSM 100 Automatic Induction	F	7 AFSSAs	Denver P&DC	-6,708	-3.8	Denver P&DC	Maintenance	9/22/2006				
Postal Automated Reading System (PARS)	L		Denver P&DC	-19,942	-11.4	Denver P&DC	Clerk	6/29/2006				
Postal Automated Reading System (PARS)	L		Denver P&DC	62,075	35.4	CS	Clerk	6/29/2006				
Postal Automated Reading System (PARS)	L		Denver P&DC	39,808	22.7	Colorado/Wyoming Distri-	City Carrier	6/29/2006				
Postal Automated Reading System (PARS)	L		Denver P&DC	10,846	6.1	Colorado/Wyoming Distri-	Rural Carrier	6/29/2006				
Postal Automated Reading System (PARS)	L		Denver P&DC	11,382	6.5	Colorado/Wyoming Distri-	Clerk	6/29/2006				



American Postal Workers Union, AFL-CIO

1300 L Street, NW, Washington, DC 20005

Omar M. Gonzalez
Western Regional Coordinator
Water Front Plaza
500 Airport Boulevard, Suite 450
Burlingame, California 94010

National Executive Board

William Burrus
President

Cliff "C.J." Guffey
Executive Vice President

Terry R. Stapleton
Secretary-Treasurer

Greg Bell
Industrial Relations Director

James "Jim" McCarthy
Director, Clerk Division

Steven G. "Steve" Raymer
Director, Maintenance Division

Robert C. "Bob" Pritchard
Director, MVS Division

Regional Coordinators

Sharyn M. Stone
Central Region

Jim Burke
Eastern Region

Elizabeth "Liz" Powell
Northeast Region

Frankie L. Sanders
Southern Region

Omar M. Gonzalez
Western Region

March 24, 2006

To: Kenneth DeHate Western Area LR Mgr.
Re: Incomplete Date on Multi Events Calendar

Dear Ken:

Thank you for having Mr. Foster send over the current events and attrition information.

However, it appears the data is incomplete. Most of the Impact Statement information has been blocked off.

Also, most of the Withheld Request columns are not completed nor are the excessing columns.

Also a review of the Seattle District Multi Event Calendar indicated there is a 0.0 Clerical Full Time Employee Equivalent impact. Yet the excessing column declares there will be excessing out of the installation. Can you reconcile this apparent misinformation?

While I realize Mr. Foster has this on a spread sheet (of sorts) can you please ask him to eliminate the excess columns and enlarge the calendar data so we won't have to use a microscope to decipher his information.


Omar M. Gonzalez
Regional Coordinator

MULTI-EVENT
Portland

Last Updated: 2/21/2006

SUM TOTALS	
106,149	60.6

Event Name	Mail Type	Comments	Location(s) Deployed	Annual Impact Hours	FTE Impact People	Impact Location(s)	Craft	Deploy Date	Impact Statement Date	Withholding Request Completed (Y or N)	Excess Outside Craft or Installation (Y or N)	Excess Notification Date
Integrated Dispatch and Receipt (IDR)	L & F		Eugene P&DF	15,875	9.6	Eugene P&DF	Clerk	1/1/2007				
Integrated Dispatch and Receipt (IDR)	L & F		Eugene P&DF	-1,566	-1.1	Eugene P&DF	Maintenance	1/1/2007				
Integrated Dispatch and Receipt (IDR)	L & F		Salem P&DF	11,457	6.5	Salem P&DF	Clerk	4/25/2006				
Integrated Dispatch and Receipt (IDR)	L & F		Salem P&DF	-1,111	-0.6	Salem P&DF	Maintenance	4/25/2006				
Integrated Dispatch and Receipt (IDR)	L & F		Medford	5,258	3.0	Medford	Clerk	5/15/2006				
Integrated Dispatch and Receipt (IDR)	L & F		Medford	-1,827	-1.0	Medford	Maintenance	5/15/2006				
Integrated Dispatch and Receipt (IDR)	L & F		Sunset DDC	2,368	1.4	Sunset DDC	Clerk	5/15/2006				
Integrated Dispatch and Receipt (IDR)	L & F		Sunset DDC	-127	-0.1	Sunset DDC	Maintenance	5/15/2006				
Movement of Mail Processing	L	CSBCS machines not being utilized. Mail being processed at Portland PDC	Lungview Post Office	4,524	2.6	Portland P&DC	Clerk	10/29/2005		Y	Y	
AFCS Upgrade Inkjet Printer	L		Medford	68	0.0	Medford	Maintenance	3/10/2006				
AFCS Upgrade Inkjet Printer	L		Eugene P&DF	116	0.1	Eugene P&DF	Maintenance	3/3/2006				
AFCS Upgrade Inkjet Printer	L		Salem P&DF	116	0.1	Salem P&DF	Maintenance	3/10/2006				
AFCS Upgrade Inkjet Printer	L		Bend	68	0.0	Bend	Maintenance	3/17/2006				
CCR Enhancements/OIDSS	L		Portland P&DC	24,376	13.9	Portland P&DC	Clerk	3/15/2007				
CCR Enhancements/OIDSS	L		Portland P&DC	-2,828	-1.6	Portland P&DC	Maintenance	3/15/2007				
Postal Automated Redirect System (PARS)	L		Eugene P&DF	-2,299	-1.3	Eugene P&DF	Clerk	1/1/2007				
Postal Automated Redirect System (PARS)	L		Salem P&DF	-2,566	-1.7	Salem P&DF	Clerk	1/1/2007				
Postal Automated Redirect System (PARS)	L		Eugene P&DF	13,600	7.8	Eugene CFS	Clerk	1/1/2007				
Postal Automated Redirect System (PARS)	L		Salem P&DF	7,485	4.3	Salem CFS	Clerk	1/1/2007				
Postal Automated Redirect System (PARS)	L		Portland District	14,284	8.1	Portland District	Clerk	1/1/2007				
Postal Automated Redirect System (PARS)	L		Portland District	13,776	7.9	Portland District	Cty Carrier	1/1/2007				
Postal Automated Redirect System (PARS)	L		Portland District	4,902	2.6	Portland District	Rural Carrier	1/1/2007				



WESTERN AREA OFFICE
LABOR RELATIONS
1745 STOUT STREET, STE. 400
DENVER, CO 80299-7501

Fax Cover Sheet

DATE: 3/24/06

TIME:

TO: OMAR G

PHONE:

FAX: 650 685 7429

FROM: Dan L Foster
Labor Relations

PHONE: (303) 313-5702
FAX: (303) 313-5665

RE: MULTI EVENT CHART

CC:

Number of pages including cover sheet: 8

Message: ATTACHED IS THE MOST RECENT EVENT CHART.
THESE SHOW PROJECTS EVENTS FOR EACH OF YOUR
OFFICES.

If you do not receive all of the pages as indicated above, please call us as soon as possible at (303) 313-5034.

CONFIDENTIAL NOTICE

This message is intended only for the use of the individual or entity to which it is addressed and may contain information that is privileged, confidential and exempt from disclosure under applicable law. If the reader of this message is not the intended recipient, you are hereby notified that any dissemination, distribution or copying of this communication is strictly prohibited. If you receive this message in error, please notify us immediately by telephone and return the original message to us at the above address via the United States Postal Service.

Thank you.

ATTRITION TRENDS

FY 06 QTR 1

AREA	E	← Select an Area
PFC	590	← or a Cluster
MSC	(All)	← or an "MSC"


Average Payroll Month Attrition

		FY 01 avg	FY 02 avg	FY 03 avg	FY 04 avg	FY 05 avg	FY 06 YTD avg	AVG ALL
Fn 1	FTCLK	0.9	0.8	0.9	0.8	0.6	0.3	0.8
	FTMH	0.5	0.1	0.4	0.1	0.1	0.3	0.2
	NONBARG	0.2	0.1		0.1	0.2		0.1
	PTCLK	0.2	0.1		0.5	1.4	1.3	0.5
	PTMH						0.3	0.0
	Fn 1 TOTAL	1.7	1.1	1.3	1.4	2.2	2.3	1.6
Fn 2B	FT	0.6	1.7	1.4	1.1	1.0	1.3	1.2
	NONBARG	0.3	0.2	0.2	0.2	0.1		0.2
	PT	0.7	0.2	0.2	0.2	0.5	0.7	0.4
	Fn 2B TOTAL	1.6	2.2	1.8	1.5	1.5	2.0	1.8
Fn 4	FTCLK	1.2	0.9	1.2	1.3	1.2	1.3	1.2
	FTMH		0.1			0.1		0.0
	NONBARG							
	PTCLK	1.5	1.7	1.0	1.8	1.1	1.3	1.4
	PTMH							
	Fn 4 TOTAL	2.8	2.7	2.2	3.2	2.3	2.7	2.6

FY 01 Actual	FY 02 Actual	FY 03 Actual	FY 04 Actual	FY 05 Actual	FY 06 Actual
12	11	12	11	8	
6	1	5	3	1	
2	1		1	2	
2	1		8	18	
22	14	17	23	29	
8	22	18	14	13	
4	3	3	3	1	
9	3	3	3	6	
21	28	24	20	20	
16	12	16	19	15	
	1			1	
20	22	13	27	14	
36	35	29	46	30	

Source: DataKeeper NOA file

- 1.) FY04 Pay Month 1 & 6 excluded from F1 & F4 FTCLK and PTCLK average calculations due to APWU VERA.
- 2.) FY04 Pay Month 10 excluded from F1 & F4 FTMH and PTMH average calculations due to VERA.
- 3.) Does not include PTF terminated during probation



	FY 01 Actual	FY 02 Actual	FY 03 Actual	FY 04 Actual	FY 05 Actual	FY 06 Actual
CLERK Totals	50	46	41	65	55	
MH Totals	6	2	5	3	2	
Fn 2B Totals	17	25	21	17	19	
Non Barg Totals	6	4	3	4	3	

1.) Does not include PTF terminated during probation

ATTRITION TRENDS

FY 06 QTR 1

colwy

AREA	E	<= Select an Area
PFC	800	<= or a Cluster
MSC	(All)	<= or an "MSC"

Average Payroll Month Attrition

		FY 01 avg	FY 02 avg	FY 03 avg	FY 04 avg	FY 05 avg	FY 06 YTD avg	AVG ALL
Fn 1	FTCLK	8.0	8.0	6.0	7.0	4.6	2.3	6.2
	FTMH	6.0	3.4	3.9	2.0	2.8	3.3	3.6
	NONBARG	1.2	0.6	0.5	0.5	0.6	1.0	0.7
	PTCLK	2.1	1.3	0.2	0.1	0.1	0.7	0.7
	PTMH	1.5	0.4	0.4	0.2	0.2	0.7	0.5
	Fn 1 TOTAL		18.8	11.7	11.0	9.8	8.4	8.0
Fn 2B	FT	16.0	13.0	11.0	12.0	14.0	10.0	13.0
	NONBARG	1.7	2.5	1.3	1.3	1.3	0.7	1.6
	PT	7.0	3.3	4.5	2.9	6.0	8.0	4.9
	Fn 2B TOTAL	24.7	18.8	16.8	16.2	21.3	18.7	19.5
Fn 4	FTCLK	9.0	8.0	8.0	7.0	9.0	7.0	8.9
	FTMH	0.5	0.3	0.3	0.5	0.3	0.3	0.4
	NONBARG	0.1						0.0
	PTCLK	9.0	4.5	3.1	3.2	3.6	5.0	4.7
	PTMH	0.1	0.3	0.2			1.0	0.1
	Fn 4 TOTAL	18.7	13.1	11.5	10.6	12.9	13.3	14.2

	FY 01 Actual	FY 02 Actual	FY 03 Actual	FY 04 Actual	FY 05 Actual	FY 06 Actual
	101	74	82	104	60	
	76	44	51	51	37	
	16	8	7	7	8	
	27	17	2	1	1	
	19	5	5	2	3	
	239	148	147	165	109	
	207	171	146	156	185	
	22	32	17	17	17	
	88	43	58	38	83	
	317	246	221	211	285	
	119	107	101	159	113	
	7	4	4	6	4	
	1					
	120	58	40	43	47	
	1	4	2			
	248	173	147	208	164	

Source: DataKeeper NOA file

- 1.) FY04 Pay Month 1 & 6 excluded from F1 & F4 FTCLK and PTCLK average calculations due to APWU VERA.
- 2.) FY04 Pay Month 10 excluded from F1 & F4 FTMH and PTMH average calculations due to VERA.
- 3.) Does not include PTF terminated during probation

	FY 01 Actual	FY 02 Actual	FY 03 Actual	FY 04 Actual	FY 05 Actual	FY 06 1 Y Act
CLERK Totals	367	256	225	307	221	
MH Totals	103	57	62	59	44	
Fn 2B Totals	295	214	204	194	268	
Non Barg Totals	39	40	24	24	25	

1.) Does not include PTF terminated during probation

PORT

ATTRITION TRENDS

FY 06 QTR 1

AREA	E	<= Select an Area
PFC	970	<= or a Cluster
MSC	(All)	<= or an "MSC"

Average Payroll Month Attrition

		FY 01 avg	FY 02 avg	FY 03 avg	FY 04 avg	FY 05 avg	FY 06 YTD avg	AVG ALL
Fn 1	FTCLK	4.3	4.5	4.2	7.0	3.2	1.0	4.5
	FTMH	1.4	1.7	1.5	1.3	1.5	1.0	1.4
	NONBARG	0.2		0.6	0.5	0.2	0.7	0.3
	PTCLK	1.2	0.7	0.4	0.3	1.4		0.8
	PTMH	0.2	0.3	0.2	0.5	0.7	0.3	0.4
	Fn 1 TOTAL		7.2	7.2	6.8	9.5	6.8	3.0
Fn 2B	FT	7.0	7.0	8.0	9.0	10.0	5.0	8.0
	NONBARG	1.2	0.8	1.3	0.5	0.9	1.0	1.0
	PT	2.1	2.2	1.5	0.9	3.4	2.7	2.0
	Fn 2B TOTAL	10.3	10.0	10.8	10.5	14.3	8.7	11.0
Fn 4	FTCLK	4.9	5.0	3.6	7.0	3.5	1.3	4.9
	FTMH	0.2	0.1	0.2	0.3		0.3	0.2
	NONBARG	0.1						0.0
	PTCLK	3.5	2.8	2.6	3.8	3.2	3.3	3.2
	PTMH	0.1	0.2	0.2				0.1
	Fn 4 TOTAL	8.7	8.1	6.6	11.2	6.6	5.0	8.4

	FY 01 Actual	FY 02 Actual	FY 03 Actual	FY 04 Actual	FY 05 Actual	FY 06 Actual
	56	59	54	104	41	
	18	22	19	30	19	
	2		8	6	2	
	15	9	5	4	18	
	2	4	3	7	9	
	93	94	89	151	89	
	96	92	106	118	134	
	16	11	17	7	12	
	27	28	20	12	44	
	139	131	143	137	190	
	64	67	47	121	45	
	2	1	3	6		
	1					
	45	36	34	53	41	
	1	3	2			
	113	107	86	180	86	

Source: DataKeeper NOA file

- 1.) FY04 Pay Month 1 & 6 excluded from F1 & F4 FTCLK and PTCLK average calculations due to APWU VERA.
- 2.) FY04 Pay Month 10 excluded from F1 & F4 FTMH and PTMH average calculations due to VERA.
- 3.) Does not include PTF terminated during probation

	FY 01 Actual	FY 02 Actual	FY 03 Actual	FY 04 Actual	FY 05 Actual	FY 06 1 Y Act
CLERK Totals	180	171	140	282	145	
MH Totals	23	30	27	43	28	
Fn 2B Totals	123	120	126	130	178	
Non Barg Totals	19	11	25	13	14	

1.) Does not include PTF terminated during probation

P. 06/08
 3033135665
 FAX NO. 3033135665
 MAR-24-2006 FRI 04:51 PM USPS LR SRVC CNTR #2

SLC

ATTRITION TRENDS

FY 06 QTR 1

AREA	E	<= Select an Area
PFC	840	<= or a Cluster
MSC	(All)	<= or an "MSC"

Average Payroll Month Attrition

		FY 01 avg	FY 02 avg	FY 03 avg	FY 04 avg	FY 05 avg	FY 05 YTD avg	AVG ALL
Fn 1	FTCLK	1.2	0.9	1.7	2.1	1.2	0.3	1.4
	FTMH	0.6	0.3	0.4	0.8	0.4	0.3	0.5
	NONBARG	0.8	0.2	0.2		0.3		0.3
	PTCLK	1.9	0.7	0.7	0.6	0.5	2.7	1.0
	PTMH	0.2		0.1		0.2		0.1
	Fn 1 TOTAL		4.6	2.1	3.0	3.5	2.6	3.3
Fn 2B	FT	3.0	4.3	2.8	5.0	3.8	4.0	3.8
	NONBARG	0.4	0.5	0.7	0.8	0.5	0.3	0.6
	PT	2.9	1.5	1.3	1.1	1.3	1.7	1.6
	Fn 2B TOTAL	6.3	6.3	4.8	6.8	5.6	6.0	6.0
Fn 4	FTCLK	2.5	1.2	1.4	1.9	2.8	1.7	2.2
	FTMH			0.1				0.0
	NONBARG							
	PTCLK	2.4	1.4	1.5	1.3	1.6	2.0	1.7
	PTMH							
Fn 4 TOTAL	4.9	2.6	3.0	3.2	4.4	3.7	3.9	

	FY 01 Actual	FY 02 Actual	FY 03 Actual	FY 04 Actual	FY 05 Actual	FY 06 Actual
	15	12	22	28	16	
	8	4	5	15	5	
	10	2	2		4	
	25	9	9	8	6	
	2		1		3	
	60	27	39	51	34	
	39	56	36	67	49	
	5	6	9	10	7	
	38	20	17	14	17	
	82	82	62	91	73	
	33	16	18	42	36	
			1	1		
	31	18	20	18	21	
	64	34	39	61	57	

Source: DataKeeper NOA file

- 1.) FY04 Pay Month 1 & 6 excluded from F1 & F4 FTCLK and PTCLK average calculations due to APWU VERA.
- 2.) FY04 Pay Month 10 excluded from F1 & F4 FTMH and PTMH average calculations due to VERA.
- 3.) Does not include PTF terminated during probation

	FY 01 Actual	FY 02 Actual	FY 03 Actual	FY 04 Actual	FY 05 Actual	FY 06 1 Y Act
CLERK Totals	104	55	69	96	79	
MH Totals	10	4	7	16	8	
Fn 2B Totals	77	76	53	81	66	
Non Barg Totals	15	8	11	10	11	

1.) Does not include PTF terminated during probation

SEA

ATTRITION TRENDS

FY 06 QTR 1

AREA	E	← Select an Area
PFC	980	← or a Cluster
MSC	(All)	← or an "MSC"

Average Payroll Month Attrition

		FY 01 avg	FY 02 avg	FY 03 avg	FY 04 avg	FY 05 avg	FY GOVTD avg	AVG ALL
Fn 1	FTCLK	4.5	4.2	4.3	5.0	3.1	2.3	4.2
	FTMH	3.0	3.2	3.1	3.6	2.2	1.0	2.9
	NONBARG	0.8	0.4	0.7	0.6	0.2	0.3	0.5
	PTCLK	0.8	0.7	0.2	0.7	1.5	1.0	0.8
	PTMH	0.6	0.3	0.2	0.6	1.3	1.0	0.6
	Fn 1 TOTAL		9.8	8.7	8.5	10.5	8.3	5.7
Fn 2B	FT	9.0	9.0	9.0	10.0	9.0	8.0	9.0
	NONBARG	1.7	1.2	1.5	0.8	1.0	0.7	1.2
	PT	3.4	2.3	1.3	1.2	5.0	6.0	2.8
	Fn 2B TOTAL	14.1	12.5	11.8	12.0	15.0	14.7	13.0
Fn 4	FTCLK	4.7	4.2	4.0	4.5	4.6	4.0	4.6
	FTMH							
	NONBARG	0.1						0.0
	PTCLK	2.5	2.2	1.8	2.2	2.6	1.7	2.2
	PTMH						0.3	0.0
Fn 4 TOTAL	7.3	6.3	5.8	6.7	7.2	6.0	6.9	

FY 01 Actual	FY 02 Actual	FY 03 Actual	FY 04 Actual	FY 05 Actual	FY 06 Actual
59	54	56	103	40	
39	41	40	57	29	
11	5	9	8	3	
10	9	3	9	19	
8	4	3	8	17	
127	113	111	185	108	
119	113	111	133	121	
22	15	19	10	13	
44	30	17	16	67	
185	158	147	159	201	
61	54	52	122	60	
1					
33	28	24	30	34	
			1		
95	82	76	153	94	

Source: DataKeeper NOA file

- 1.) FY04 Pay Month 1 & 6 excluded from F1 & F4 FTCLK and PTCLK average calculations due to APWU VERA.
- 2.) FY04 Pay Month 10 excluded from F1 & F4 FTMH and PTMH average calculations due to VERA.
- 3.) Does not include PTF terminated during probation

	FY 01 Actual	FY 02 Actual	FY 03 Actual	FY 04 Actual	FY 05 Actual	FY 06 1 Y Act
CLERK Totals	163	145	135	264	153	
MH Totals	47	45	43	66	46	
Fn 2B Totals	163	143	128	149	188	
Non Barg Totals	34	20	28	18	16	

1.) Does not include PTF terminated during probation

SP0K

ATTRITION TRENDS

FY 06 QTR 1

AREA	E	<= Select an Area
PFC	990	<= or a Cluster
MSC	(All)	<= or an "MSC"

Average Payroll Month Attrition

		FY 01 avg	FY 02 avg	FY 03 avg	FY 04 avg	FY 05 avg	FY 06 YTD avg	AVG ALL
Fn 1	FTCLK	1.0	0.9	1.1	0.9	0.8	0.7	0.9
	FTMH	0.8	0.5	0.2	0.7	1.0	1.3	0.7
	NONBARG	0.5	0.2	0.1				0.1
	PTCLK	0.7	0.2	0.2		0.1	0.3	0.2
	PTMH	0.2	0.1	0.2	0.2			0.1
	Fn 1 TOTAL		3.2	1.9	1.8	1.8	1.8	2.3
Fn 2B	FT	3.2	3.5	3.6	4.9	4.5	5.0	4.0
	NONBARG	0.2	0.3	0.2	0.4	0.4	0.7	0.3
	PT	1.3	0.6	0.4	0.7	0.9	0.3	0.8
	Fn 2B TOTAL	4.6	4.5	4.2	6.0	5.8	6.0	5.1
Fn 4	FTCLK	1.5	2.6	1.7	2.0	2.8	1.0	2.2
	FTMH							
	NONBARG	0.2						0.0
	PTCLK	2.0	2.3	1.5	1.1	1.5	0.7	1.6
	PTMH			0.1				0.0
Fn 4 TOTAL	3.7	4.9	3.2	3.1	4.3	1.7	3.9	

	FY 01 Actual	FY 02 Actual	FY 03 Actual	FY 04 Actual	FY 05 Actual	FY 06 Actual
	13	12	14	16	10	
	10	7	3	9	13	
	7	2	1			
	9	3	2		1	
	2	1	3	2		
	41	25	23	27	24	
	41	46	47	64	59	
	2	4	2	5	5	
	17	8	5	9	12	
	60	58	54	78	76	
	19	34	22	41	36	
				1		
	3					
	26	30	19	16	20	
			1			
	48	64	42	58	56	

Source: DataKeeper NOA file

- 1.) FY04 Pay Month 1 & 6 excluded from F1 & F4 FTCLK and PTCLK average calculations due to APWU VERA.
- 2.) FY04 Pay Month 10 excluded from F1 & F4 FTMH and PTMH average calculations due to VERA.
- 3.) Does not include PTF terminated during probation

	FY 01 Actual	FY 02 Actual	FY 03 Actual	FY 04 Actual	FY 05 Actual	FY 06 FY Act
CLERK Totals	67	79	57	73	67	
MH Totals	12	8	7	12	13	
Fn 2B Totals	58	54	52	73	71	
Non Barg Totals	12	6	3	5	5	

1.) Does not include PTF terminated during probation

P. 08/08
FAX NO. 3033135665
MAR-24-2006 FRI 04:51 PM USPS LR SRVC CNTR #2

ATTRITION TRENDS

FY 06 QTR 1

AREA	E	<= Select an Area
PFC	995	<= or a Cluster
MSC	(All)	<= or an "MSC"

Average Payroll Month Attrition

		FY 01 avg	FY 02 avg	FY 03 avg	FY 04 avg	FY 05 avg	FY 06 YTD avg	AVG ALL
Fn 1	FTCLK	0.5	0.6	0.3	0.7	0.3	0.3	0.5
	FTMH	0.2	0.3	0.4	0.2	0.3	1.0	0.3
	NONBARG	0.1	0.1			0.1		0.0
	PTCLK	0.1	0.2			0.2		0.1
	PTMH					0.2	0.3	0.0
	Fn 1 TOTAL	0.8	1.2	0.7	0.8	1.0	1.7	0.9
Fn 2B	FT	1.0	1.3	0.5	0.9	0.8	2.0	0.9
	NONBARG	0.3	0.3	0.3	0.1	0.2		0.2
	PT	0.3	0.8	0.2	0.2	0.5	1.3	0.5
	Fn 2B TOTAL	1.6	2.5	1.0	1.2	1.5	3.3	1.6
Fn 4	FTCLK	1.4	1.6	2.1	1.0	1.5	0.7	1.6
	FTMH							
	NONBARG							
	PTCLK	2.3	1.2	0.9	0.3	0.6	1.3	1.1
	Fn 4 TOTAL	3.7	2.8	3.0	1.3	2.2	2.0	2.6

FY 01 Actual	FY 02 Actual	FY 03 Actual	FY 04 Actual	FY 05 Actual	FY 06 Actual
7	8	4	10	4	
2	4	5	2	4	
1	1			1	
1	2			2	
				2	
11	15	9	12	13	
13	17	6	12	10	
4	4	4	1	3	
4	11	3	3	6	
21	32	13	16	19	
18	21	27	27	20	
30	16	12	5	8	
48	37	39	32	28	

Source: DataKeeper NOA file

- 1.) FY04 Pay Month 1 & 6 excluded from F1 & F4 FTCLK and PTCLK average calculations due to APWU VERA.
- 2.) FY04 Pay Month 10 excluded from F1 & F4 FTMH and PTMH average calculations due to VERA.
- 3.) Does not include PTF terminated during probation

	FY 01 Actual	FY 02 Actual	FY 03 Actual	FY 04 Actual	FY 05 Actual	FY 06 1st Ac
CLERK Totals	56	47	43	42	34	
MH Totals	2	4	5	2	6	
Fn 2B Totals	17	28	9	15	16	
Non Barg Totals	5	5	4	1	4	

1.) Does not include PTF terminated during probation